



TRANSACTION TYPE:

☐ Order ☐ Quote

Date _____ Account # _____ P.O. # _____

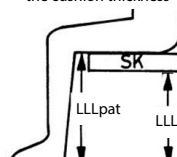
Company Name _____ Phone # _____

Address _____ City _____ State _____ Post Code _____ Country _____

Contact Name _____ Comments _____

	Code	Description	Price	
<input type="radio"/>	DHA 0031	Küschall Champion		
<input type="radio"/>	DHA 0000	MyKüschall special construction	Complete all information at end of script	
SEATING CHOICE				
FRAME				
<input type="radio"/>	DHA 1150	Frame angle 75°, Aluminium	Not with SW 48cm	
<input type="radio"/>	DHA 1160	Frame angle 90°, Aluminium	Not with SW 48cm	
<input type="radio"/>	DHA 1170	Frame angle 75°, Aluminium Tapered	Not with SW 36-38cm or SK Option	
<input type="radio"/>	DHA 1180	Frame angle 90°, Aluminium Tapered	Not with SW 36-38cm or SK Option	
FRAME OPTION				
<input type="radio"/>	DHA 1250	SK Option: Folding Front Frame	Not with tapered frames, SW 48cm, LLL < 38cm	
SEAT WIDTH (SW)				NOTE: Measurements of the Küschall Champion may not be similar to previous generations - make sure to always take measurements
<input type="radio"/>	DHA 1320	36cm (14")	Not with tapered frames or fixation strap	
<input type="radio"/>	DHA 1325	38cm (15")	Not with tapered frames or fixation strap	
<input type="radio"/>	DHA 1330	40cm (15.75")		
<input type="radio"/>	DHA 1335	42cm (16.5")		
<input type="radio"/>	DHA 1340	44cm (17.25")	Not with light seat upholstery	
<input type="radio"/>	DHA 1345	46cm (18")	Not with light seat upholstery	
<input type="radio"/>	DHA 1350	48cm (19")	Only with tapered frame; Not with light seat upholstery or SK Option	
SEAT DEPTH (SD)				
<input type="radio"/>	DHA 1405	34cm (13.25")	Not with light seat upholstery	
<input type="radio"/>	DHA 1415	36cm (14")	Not with light seat upholstery	
<input type="radio"/>	DHA 1425	38cm (15")		
<input type="radio"/>	DHA 1435	40cm (15.75")		
<input type="radio"/>	DHA 1445	42cm (16.5")		
<input type="radio"/>	DHA 1460	44cm (17.25")	Not with light seat upholstery	
<input type="radio"/>	DHA 1470	46cm (18")	Not with light seat upholstery	
<input type="radio"/>	DHA 1480	48cm (19")	Not with light seat upholstery	
BACK HEIGHT (BH)				
<input type="radio"/>	DHA 1615	30cm (11.75")	Not with standard back upholstery	
<input type="radio"/>	DHA 1620	31.5cm (12.5")	Not with standard back upholstery	
<input type="radio"/>	DHA 1625	33cm (13")	Not with standard back upholstery	
<input type="radio"/>	DHA 1630	34.5cm (13.5")		
<input type="radio"/>	DHA 1635	36cm (14")		
<input type="radio"/>	DHA 1640	37.5cm (14.75")		
<input type="radio"/>	DHA 1645	39cm (15.5")		
<input type="radio"/>	DHA 1650	40.5cm (16")		
<input type="radio"/>	DHA 1655	42cm (16.5")		
<input type="radio"/>	DHA 1660	43.5cm (17")		
<input type="radio"/>	DHA 1665	45cm (17.75")		
<input type="radio"/>	DHA 1670	46.5cm (18.25")		
FRONT SEAT-TO-FLOOR-HEIGHT (FSTF)				
<input type="radio"/>	DHA 1740	45cm (17.75")	Not with LLL 43-50cm	
<input type="radio"/>	DHA 1745	46cm (18")	Not with LLL 44-50cm	
<input type="radio"/>	DHA 1750	47cm (18.5")	Not with LLL 45-50cm	
<input type="radio"/>	DHA 1755	48cm (19")	Not with LLL 46-50cm	
<input type="radio"/>	DHA 1760	49cm (19.25")	Not with LLL 47-50cm	
<input type="radio"/>	DHA 1765	50cm (19.75")	Not with LLL 48-50cm	
<input type="radio"/>	DHA 1770	51cm (20")	Not with LLL 49-50cm	
<input type="radio"/>	DHA 1775	52cm (20.5")	Not with LLL 50cm	
<input type="radio"/>	DHA 1780	53cm (20.75")	Not with 3" front wheel	
<input type="radio"/>	DHA 1785	54cm (21.25")	Only with 5" front wheels	

Küschall® Champion

REAR SEAT-TO-FLOOR-HEIGHT (RSTF)			75°: RSTF=[FSTF-7cm] to [FSTF-0cm]; 90°: RSTF=[FSTF-10cm] to [FSTF-3cm]		RSTF / Rear wheel size 22" : 39-44 cm 24" : 39-46 cm 25" : 41-48 cm 26" : 43-48 cm
<input type="radio"/>	DHA 1815	39cm (15.5")	Not with 25" or 26" rear wheels		
<input type="radio"/>	DHA 1820	40cm (15.75")	Not with 25" or 26" rear wheels		
<input type="radio"/>	DHA 1825	41cm (16")	Not with 26" rear wheels		
<input type="radio"/>	DHA 1830	42cm (16.5")	Not with 26" rear wheels		
<input type="radio"/>	DHA 1835	43cm (17")			
<input type="radio"/>	DHA 1840	44cm (17.25")			
<input type="radio"/>	DHA 1845	45cm (17.75")	Not with 22" rear wheels		
<input type="radio"/>	DHA 1850	46cm (18")	Not with 22" rear wheels		
<input type="radio"/>	DHA 1855	47cm (18.5")	Not with 22" or 24" rear wheels		
<input type="radio"/>	DHA 1860	48cm (19")	Not with 22" or 24" rear wheels		
LOWER LEG LENGTH (LLL)			75°: LLL ≤ [FSTF-3cm]; 90°: LLL ≤ [FSTF-4cm]		<div>User's LLL must be measured by taking away the cushion thickness</div>  <div>LLL = LLLpat - SK</div>
<input type="radio"/>	DHA 1924	32cm (12.5")	Not with SK Option		
<input type="radio"/>	DHA 1926	33cm (13")	Not with SK Option		
<input type="radio"/>	DHA 1928	34cm (13.25")	Not with SK Option		
<input type="radio"/>	DHA 1930	35cm (13.75")	Not with SK Option		
<input type="radio"/>	DHA 1932	36cm (14")	Not with SK Option		
<input type="radio"/>	DHA 1934	37cm (14.5")	Not with SK Option		
<input type="radio"/>	DHA 1936	38cm (15")	SK Option only with seat depth (SD) ≥ 40cm		
<input type="radio"/>	DHA 1938	39cm (15.25")	SK Option only with seat depth (SD) ≥ 38cm		
<input type="radio"/>	DHA 1940	40cm (15.75")			
<input type="radio"/>	DHA 1942	41cm (16")			
<input type="radio"/>	DHA 1944	42cm (16.5")			
<input type="radio"/>	DHA 1946	43cm (17")			
<input type="radio"/>	DHA 1948	44cm (17.25")			
<input type="radio"/>	DHA 1950	45cm (17.75")			
<input type="radio"/>	DHA 1952	46cm (18")			
<input type="radio"/>	DHA 1954	47cm (18.5")			
<input type="radio"/>	DHA 1956	48cm (19")			
<input type="radio"/>	DHA 1958	49cm (19.25")			
<input type="radio"/>	DHA 1960	50cm (19.75")			
BACKREST					
<input type="radio"/>	DHA 2140	Angle adjustable, forward folding backrest with soft locking			
BACK UPHOLSTERY					
<input type="radio"/>	DHA 2200	Standard upholstery	Not with BH < 33cm, height-adj rear-set push handles and backrest stabilisation bar		
<input type="radio"/>	DHA 2220	Tension adjustable, black			
<input type="radio"/>	DHA 2230	Tension adjustable, Aero			
PUSH HANDLES					
<input type="radio"/>	DHA 2400	Without push handles			Not with BH < 34.5cm
<input type="radio"/>	DHA 2410	Push handles fixed, mini			
<input type="radio"/>	DHA 2420	Push handles fixed, long			
<input type="radio"/>	DHA 2430	Height-adjustable rear set			Not with standard upholstery or tubular armrests)
<input type="radio"/>	DHA 2440	Height-adjustable, integrated			Not with backrest stabilisation bar
<input type="radio"/>	DHA 2450	Push handles, foldable			Not with backrest stabilisation bar
BACKREST ANGLE (BA)					
<input type="radio"/>	DHA 2510	76°			
<input type="radio"/>	DHA 2530	80.5°			
<input type="radio"/>	DHA 2550	85°			
<input type="radio"/>	DHA 2570	89.5°			
<input type="radio"/>	DHA 2590	94°			
BACKREST STABILISATION BAR					
<input type="radio"/>	DHA 2595	Backrest stabilisation bar, swing away removable			Not with standard upholstery, folding push handles or BH < 40.5cm
SEATING					
SEAT UPHOLSTERY					
<input type="radio"/>	DHA 2600	Standard seat upholstery			
<input type="radio"/>	DHA 2630	Light seat upholstery			Not with SW and SD > 42cm, or SD 34cm
SEATING					
SEAT CUSHION					
<input type="radio"/>	DHA 2700	Standard seat cushion, 60mm, double foam with visco top			
<input type="radio"/>	DHA 2730	Matrx VI Cushion			Not with SW≤34cm and SD≤38cm; SW 36cm only with SD 40/42cm
<input type="radio"/>	DHA 2720	Matrx Libra Cushion			Not with SW≤34cm and SD≤38cm; SW 36cm only with SD 40/42cm
SEAT BAG					
<input type="radio"/>	DHA 2800	Seat bag, click in and removable			Includes fixation clips DHA7010

KÜSCHALL® Champion

FOOTREST			
<input type="radio"/>	DHA 3240	Flip-up footplate, angle adjustable, set to front	
<input type="radio"/>	DHA 3250	Flip-up footplate, angle adjustable, set to back	
CALF STRAP			
<input type="radio"/>	DHA 3320	Mounted on supporter	
<input type="radio"/>	DHA 3330	Mounted on frame	
SIDE GUARDS			
SIDE GUARDS / CLOTHES GUARDS			
<input type="radio"/>	DHA 3420	Carbon clothes guards, flip back	
<input type="radio"/>	DHA 3430	Carbon mud guards, fixed	Not with armrest DHA3490
<input type="radio"/>	DHA 3440	Carbon mud guards, removable	Not with armrest DHA3490
ARMRESTS			
<input type="radio"/>	DHA 3490	Armrest, height adjustable, short armpad (T-arm)	No side guard included, not with mudguards
<input type="radio"/>	DHA 3480	Tubular armrest, height adjustable, removable, comfort padded	
FRAME COLOUR & CUSTOMISATION			
FRAME COLOUR			
<input type="radio"/>	DHA 4000	Space Black	
<input type="radio"/>	DHA 4010	Anthracite Grey	
<input type="radio"/>	DHA 4020	Pure White	Not with Light Grey Bold Styling
<input type="radio"/>	DHA 4030	Carmine Red	
<input type="radio"/>	DHA 4040	Azure Blue	
<input type="radio"/>	DHA 4060	Flashy Yellow	Extra lead time 10+ days
<input type="radio"/>	DHA 4070	Atomic Violet	Extra lead time 10+ days
<input type="radio"/>	DHA 4100	Black Glossy	Extra lead time 10+ days
<input type="radio"/>	DHA 4130	Silver Grey	Extra lead time 10+ days
<input type="radio"/>	DHA 4140	Royal Blue	Extra lead time 10+ days
<input type="radio"/>	DHA 4150	Ruby Red	Extra lead time 10+ days
<input type="radio"/>	DHA 4170	Dynamite Orange	Extra lead time 10+ days
<input type="radio"/>	DHA 4180	Forest Green	Extra lead time 10+ days
STYLING			
<input type="radio"/>	DHA 4190	Bold	
<input type="radio"/>	DHA 4195	Tag	
BOLD COLOUR			
<input type="radio"/>	DHA 4200	Black	
<input type="radio"/>	DHA 4210	Dark Grey	
<input type="radio"/>	DHA 4220	Light Grey	
<input type="radio"/>	DHA 4230	Red	
<input type="radio"/>	DHA 4240	Blue	
<input type="radio"/>	DHA 4250	Gold	
TAG COLOUR			
<input type="radio"/>	DHA 4300	Black	
<input type="radio"/>	DHA 4310	Red	
FRONT WHEEL			
FRONT WHEEL			
For configuration please also see tables at end of form			
<input type="radio"/>	DHA 5000	3" Supersport	Not with FSTF 53-54cm
<input type="radio"/>	DHA 5050	4" Everyday wheel, black	Not with FSTF 54cm
<input type="radio"/>	DHA 5100	4" Comfort wheel, black	Not with FSTF 54cm
<input type="radio"/>	DHA 5150	4" Starec, black	Not with FSTF 54cm
<input type="radio"/>	DHA 5200	4" EPIC Softroll, black	Not with FSTF 54cm
<input type="radio"/>	DHA 5250	4" EPIC Softroll, silver	Not with FSTF 54cm
<input type="radio"/>	DHA 5300	5" Everyday wheel, black	
<input type="radio"/>	DHA 5350	5" Comfort wheel, black	
<input type="radio"/>	DHA 5400	5" Starec, black	
<input type="radio"/>	DHA 5450	5" EPIC Softroll, black	
<input type="radio"/>	DHA 5500	5" EPIC Softroll, silver	

Straight frame:
High mounted footplate not with SW 36cm

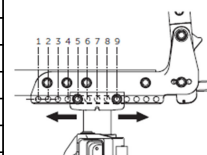
Tapered frame:
High mounted footplate not with SW 36-40cm

☐ CLEAR

☐ CLEAR

Küschall® Champion

REAR WHEELS			
REAR WHEEL POSITION			
<input type="radio"/>	DHA 6100	1st from front	Most active position
<input type="radio"/>	DHA 6110	2nd from front	
<input type="radio"/>	DHA 6120	3rd from front	
<input type="radio"/>	DHA 6130	4th from front	
<input type="radio"/>	DHA 6140	5th from front	
<input type="radio"/>	DHA 6150	6th from front	
<input type="radio"/>	DHA 6160	7th from front	
<input type="radio"/>	DHA 6170	8th from front	
<input type="radio"/>	DHA 6180	9th from front	Least active position
QUAD QUICK RELEASE AXLE			
<input type="radio"/>	DHA 6300	Tetra Clip axle	Not with Spinerger LXX wheels or Alber Add On Kits
REAR WHEEL SIZE			
<input type="radio"/>	DHA 6400	22"	Starec wheels only
<input type="radio"/>	DHA 6410	24"	
<input type="radio"/>	DHA 6420	25"	Not with Starec wheels
<input type="radio"/>	DHA 6430	26"	Starec wheels only
REAR WHEEL TYPE			
<input type="radio"/>	DHA 6510	22", 24", 26" Kuschall Starec, cross spoked	Colourless Starec hub, black rim
<input type="radio"/>	DHA 6520	24", 25" High Performance	Black hub & rim; Not with solid tyres
<input type="radio"/>	DHA 6550	24", 25" Spinerger LXX	Hub, rim & spokes black; Not with solid tyres
REAR WHEEL TYRE			
<input type="radio"/>	DHA 6600	22", 24", 25", 26" Schwalbe Rightrun black/grey	
<input type="radio"/>	DHA 6620	24", 25", 26" Schwalbe Marathon Plus tyre	SmartGuard puncture protected
<input type="radio"/>	DHA 6630	24", 25" Schwalbe ONE	V-Guard puncture resistant
<input type="radio"/>	DHA 6640	22", 24" Profile tyre 7 bar	
<input type="radio"/>	DHA 6650	24" Solid tyre, profile, grey	Not with high performance or Spinerger LXX wheels
HANDRIM			
<input type="radio"/>	DHA 6780	22", 24", 25", 26" Light Alu, grey, dist 3cm	Short tabs with one hole at 3cm
<input type="radio"/>	DHA 6790	22", 24", 25", 26" Light Alu, black, dist 3cm	Short tabs with one hole at 3cm
<input type="radio"/>	DHA 6700	22", 24", 26" Supergripp, dist 3cm	Long tabs with two holes at 3cm or 4cm, mounted at 3cm
<input type="radio"/>	DHA 6710	24", 26" Steel polished, dist 3cm	Short tabs with one hole at 3cm
<input type="radio"/>	DHA 6720	24" Titanium, dist 3cm	Short tabs with one hole at 3cm
<input type="radio"/>	DHA 6740	24", 25" Carbolife Gekko, dist 3cm	Long tabs with two holes at 3cm or 4cm, mounted at 3cm
<input type="radio"/>	DHA 6750	24", 25" Carbolife Gekko S, dist 3cm	Long tabs with two holes at 3cm or 4cm, mounted at 3cm
<input type="radio"/>	DHA 6760	24" Carbolife Curve L, dist 3cm	Long tabs with two holes at 3cm or 4cm, mounted at 3cm
<input type="radio"/>	DHA 6770	24" Carbolife Quadro, dist 3cm	Long tabs with two holes at 3cm or 4cm, mounted at 3cm
REAR WHEEL CAMBER			
<input type="radio"/>	DHA 6820	Camber 0°	
<input type="radio"/>	DHA 6830	Camber 1°	Not with Alber Add On Kits
<input type="radio"/>	DHA 6840	Camber 3°	Not with Alber Add On Kits or performance brakes
SPOKE GUARDS			
<input type="radio"/>	DHA 6900	22", 24", 26" Transparent	Not with Spinerger LXX
<input type="radio"/>	DHA 6910	22", 24", 26" Black	Not with Spinerger LXX
ALBER ADD ON KIT			
<input type="radio"/>	DHA 6950	E-Motion & Twion adapter plate	Only with 24" wheels and 0° camber. Includes 2 Alber antitippers
FIXATION CLIPS			
<input type="radio"/>	DHA 7000	Fixation strap	Select only one option
<input type="radio"/>	DHA 7010	Fixation clip	Not with tapered front frame; Not with SW 36-38cm
UNFOLDING HELP			
<input type="radio"/>	DHA 7100	Unfolding help	To open folding mechanism from front
SAFETY			
BRAKES			
<input type="radio"/>	DHA 7200	Pull brake, straight lever	
<input type="radio"/>	DHA 7210	Push brake, bent lever	
<input type="radio"/>	DHA 7220	Push brake, straight lever	
<input type="radio"/>	DHA 7230	Performance brake	Not with 3° camber
<input type="radio"/>	DHA 7240	Active scissor brake	
<input type="radio"/>	DHA 7250	Light Active brake	
BRAKE EXTENSION LEVER			
<input type="radio"/>	DHA 7300	Brake extension lever	Only for straight lever brakes
ANTITIPPER			
<input type="radio"/>	DHA 7500	Antitipper right	
<input type="radio"/>	DHA 7510	Antitipper left	
<input type="radio"/>	DHA 7520	Antitipper both sides	



RSTF / Rear wheel size
 22" : 39-44 cm
 24" : 39-47 cm
 25" : 41-48 cm
 26" : 43-48 cm

☐ CLEAR

☐ CLEAR

KÜSCHALL® Champion

SEAT BELT			
<input type="radio"/>	DHA 7800	Seat belt	
PASSIVE LIGHTS (REFLECTORS)			<input type="radio"/> CLEAR
<input type="radio"/>	DHA 7900	Passive lights assembled (mounted on spokes)	Reflectors
<input type="radio"/>	DHA 7910	Passive lights enclosed	Reflectors
ACCESSORIES			
FRAME PROTECTION			
<input type="radio"/>	DHA 8010	Front Frame Protectors, pair	Removable
TIPPER AID			Max 2 options per side, eg antitipper, tipper aid, cane holder, transit wheel
<input type="radio"/>	DHA 8100	Tipper-Aid right	Not on same side as cane holder
CANE HOLDER			Max 2 options per side, eg antitipper, tipper aid, cane holder, transit wheel
<input type="radio"/>	DHA 8200	Cane holder, right	Not on same side as tipper-aid
TRANSIT WHEELS 3"			
<input type="radio"/>	DHA 8300	Transit wheels 3"	Only in combination with anti-tippers both sides
AIR PUMP			
<input type="radio"/>	DHA 8500	Air pump	
TOOL KIT			
<input type="radio"/>	DHA 8550	Tool kit	
WHEEL BAG AND WHEEL KITS			
<input type="radio"/>	DHA 8650	Wheel bag	
<input type="radio"/>	DHA 8680	24" Mountain bike wheels with bag	Mountain bike wheels and tires with alu handrims and quick-release axles
WHEELCHAIR BAGS			
<input type="radio"/>	DHA 8700	Travel bag for Champion	Soft bag, wheels can remain on the wheelchair
<input type="radio"/>	DHA 8750	Travel bag for Champion with SK Option	Rigid bag for folded wheelchair plus luggage

SUPPORT FOR MEASUREMENTS / MYKÜSCHALL REQUESTS		
	CUSTOMIZED MEASUREMENTS	
	SW	
	SD	
	BH	
	FSTF	
	RSTF	
	LLL	
	BA	
	CAMBER	
	USER WEIGHT	
	USER SIZE	

Küschall® Champion

RSTF, REAR WHEEL SIZE, REAR WHEEL POSITION, CARBON MUDGUARD

	22" REAR WHEEL										24" REAR WHEEL										25" REAR WHEEL										26" REAR WHEEL								
PSTN	1	2	3	4	5	6	7	8	9		1	2	3	4	5	6	7	8	9		1	2	3	4	5	6	7	8	9		1	2	3	4	5	6	7	8	9
RSTF 39																																							
RSTF 40																																							
RSTF 41																																							
RSTF 42																																							
RSTF 43																																							
RSTF 44																																							
RSTF 45																																							
RSTF 46																																							
RSTF 47																																							
RSTF 48																																							
RSTF 49																																							

CONFIGURATIONS POSSIBLE NOT POSSIBLE

RSTF, REAR WHEEL SIZE, REAR WHEEL POSITION, CARBON CLOTHESGUARD

	22" REAR WHEEL										24" REAR WHEEL										25" REAR WHEEL										26" REAR WHEEL								
PSTN	1	2	3	4	5	6	7	8	9		1	2	3	4	5	6	7	8	9		1	2	3	4	5	6	7	8	9		1	2	3	4	5	6	7	8	9
RSTF 39																																							
RSTF 40																																							
RSTF 41																																							
RSTF 42																																							
RSTF 43																																							
RSTF 44																																							
RSTF 45																																							
RSTF 46																																							
RSTF 47																																							
RSTF 48																																							
RSTF 49																																							

CONFIGURATIONS POSSIBLE NOT POSSIBLE

FOOTPLATE MOUNTING, LLL, FRAME TYPE AND ANGLE, SEAT DEPTH

	75° - Short				75° - Long				90° - Short				90° - Long			
SD	34	36	38	40-48	34	36	38	40-48	34	36	38	40-48	34	36	38	40-48
LLL	Footplate set to the front															
32	H	H	H	H	H	H	H	H	H	H	H	H	H	H	H	H
33	H	H	H	S	H	H	H	H	H	H	H	H	H	H	H	H
34	H	H	S	S	H	H	H	H	H	H	H	S	H	H	H	H
35	S	S	S	S	H	H	H	H	H	S	S	S	H	H	H	H
36	S	S	S	S	H	H	H	H	S	S	S	S	H	H	H	H
37	S	S	S	S	H	H	H	H	S	S	S	S	H	H	H	H
38	S	S	S	S	H	H	H	S	S	S	S	S	H	H	H	S
39	S	S	S	S	H	H	S	S	S	S	S	S	H	S	S	S
40	S	S	S	S	S	S	S	S	S	S	S	S	S	S	S	S
41	S	S	S	S	S	S	S	S	S	S	S	S	S	S	S	S
42	S	S	S	S	S	S	S	S	S	S	S	S	S	S	S	S
43	S	S	S	S	S	S	S	S	S	S	S	S	S	S	S	S
44	S	S	S	S	S	S	S	S	S	S	S	S	S	S	S	S
45	S	S	S	S	S	S	S	S	S	S	S	S	S	S	S	S
46	S	S	S	S	S	S	S	S	S	S	S	S	S	S	S	S
47	S	S	S	S	S	S	S	S	S	S	S	S	S	S	S	S
48	S	S	S	S	S	S	S	S	S	S	S	S	S	S	S	S
49	S	S	S	S	S	S	S	S	S	S	S	S	S	S	S	S
50	S	S	S	S	S	S	S	S	S	S	S	S	S	S	S	S

S FOOTPLATE STD MOUNTED

H FOOTPLATE HIGH MOUNTED

CONFIGURATIONS POSSIBLE

NOT WITH SWISS KNIFE OPTION

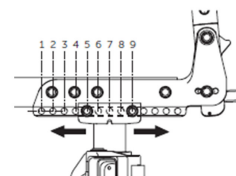
NOT POSSIBLE

	75° - Short				75° - Long				90° - Short				90° - Long			
SD	34	36	38	40-48	34	36	38	40-48	34	36	38	40-48	34	36	38	40-48
LLL	Footplate set to the rear															
32	H	H	H	S	H	H	H	H	H	H	H	H	H	H	H	H
33	H	H	S	S	H	H	H	H	H	H	H	H	H	H	H	H
34	S	S	S	S	H	H	H	H	H	S	S	S	H	H	H	H
35	S	S	S	S	H	H	H	H	S	S	S	S	H	H	H	H
36	S	S	S	S	H	H	H	H	S	S	S	S	H	H	H	H
37	S	S	S	S	H	H	H	S	S	S	S	S	H	H	H	H
38	S	S	S	S	H	H	S	S	S	S	S	S	H	H	H	S
39	S	S	S	S	S	S	S	S	S	S	S	S	H	S	S	S
40	S	S	S	S	S	S	S	S	S	S	S	S	S	S	S	S
41	S	S	S	S	S	S	S	S	S	S	S	S	S	S	S	S
42	S	S	S	S	S	S	S	S	S	S	S	S	S	S	S	S
43	S	S	S	S	S	S	S	S	S	S	S	S	S	S	S	S
44	S	S	S	S	S	S	S	S	S	S	S	S	S	S	S	S
45	S	S	S	S	S	S	S	S	S	S	S	S	S	S	S	S
46	S	S	S	S	S	S	S	S	S	S	S	S	S	S	S	S
47	S	S	S	S	S	S	S	S	S	S	S	S	S	S	S	S
48	S	S	S	S	S	S	S	S	S	S	S	S	S	S	S	S
49	S	S	S	S	S	S	S	S	S	S	S	S	S	S	S	S
50	S	S	S	S	S	S	S	S	S	S	S	S	S	S	S	S

Küschall® Champion

REAR WHEEL SIZE, BRAKE TYPE, FRAME TYPE, SEAT DEPTH, REAR WHEEL POSITION

	Active Brake 75°/90° frame			Performance brake 75°/90° frame	
	SD 34-40	SD 42	SD 44-48	SD 34-40	SD 42-48
22"	1 to 9	1 to 9	1 to 9	1 to 9	1 to 9
24"	3 to 9	1 to 9	1 to 9	1 to 9	1 to 9
25"	4 to 9	2 to 9	1 to 9	2 to 9	1 to 9
26"	5 to 9	3 to 9	1 to 9	3 to 9	1 to 9



FRAME TYPE, STF DIFFERENCE, FOOTPLATE, SEAT DEPTH, FRONT WHEEL SIZE

	FOOTPLATE TO FRONT					FOOTPLATE TO REAR				
	SD 34-38			SD ≥ 40		SD 34-38			SD ≥ 40	
FSTF - RSTF	3"	4"	5"	3"	4"	5"	3"	4"	5"	3"
75° Frame										
0										
1cm										
2cm										
3cm										
4cm										
5cm										
6cm										
7cm										

	FOOTPLATE TO FRONT					FOOTPLATE TO REAR				
	SD 34-38			SD ≥ 40		SD 34-38			SD ≥ 40	
FSTF - RSTF	3"	4"	5"	3"	4"	5"	3"	4"	5"	3"
90° Frame										
3cm										
4cm										
5cm										
6cm										
7cm										
8cm										
9cm										
10cm										



Local Homologation number, ISO, MDA, TUV logos
 The product includes all standard features
 Maximum user weight: 120kg
 We reserve the right to deliver a + or – tolerance of +/- 10 mm
 on all measurements
 We reserve the right to make technical changes without notice



NOTE: All specifications and dimensions are approximate.



Invacare (Thailand) Ltd.
 05D106, 101 True Digital Park
 5th Floor, Pegasus Tower
 Sukhumvit Rd, Bang Chak
 Phra Khanong
 Bangkok 10260
 +66 (0) 2 821 5515

©2020 Invacare Corporation
 All rights reserved. Trademarks are identified by the symbols™ and ®. All trademarks are owned by or licensed to Invacare Corporation unless otherwise noted. Specifications and prices are subject to change without notification.