

# KS-332C Two function Manual Commode Bed Owner's Handbook



Please read this manual before operation for maintenance instructions and safe usage of this bed

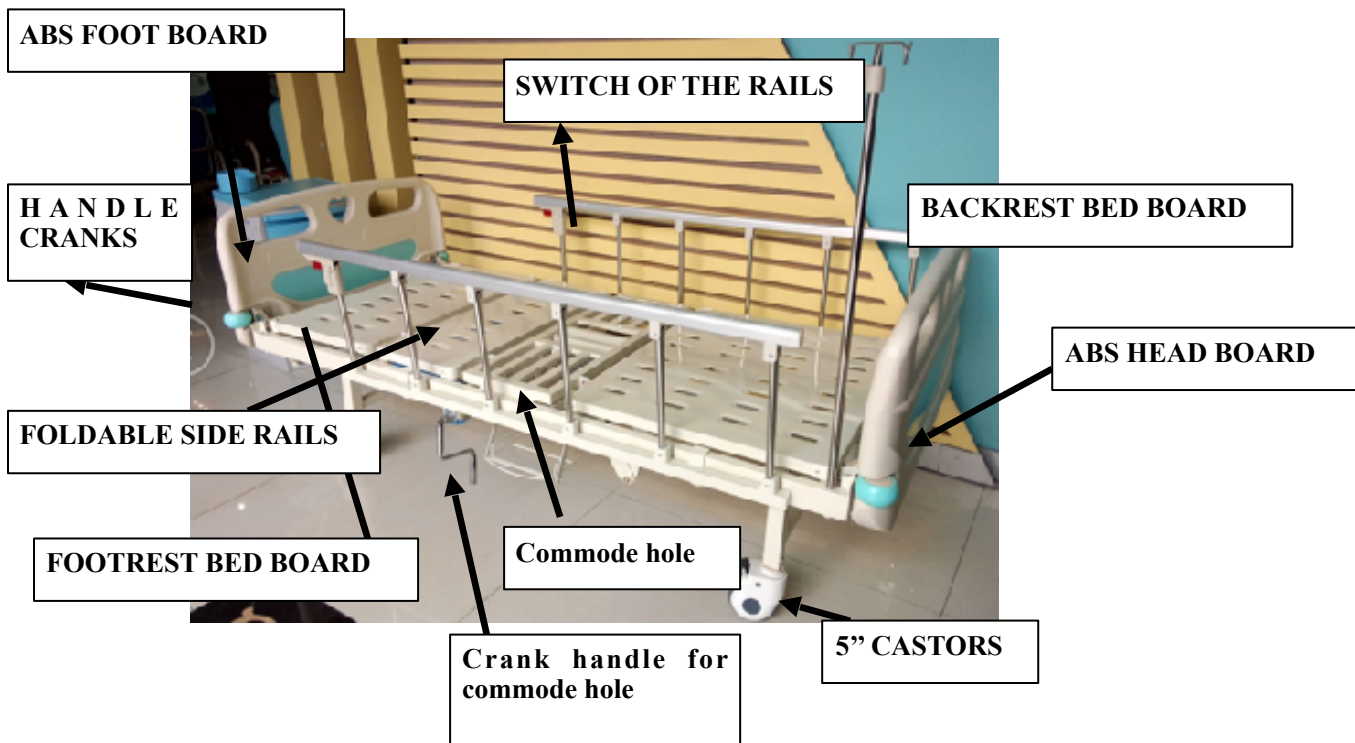
## Contents

1. Introduction
2. Parts Description
3. Operation of the Head and Foot Boards
4. Operation of the Bed Rails
5. Using the Handle Crank Control
6. Care and Maintenance
7. Specification
8. Warranty

## INTRODUCTION

This Manual Bed is designed for use indoors. The bed is designed for a single user of up to 250kg. The bed is available with 5" castors with break. The bed should be moved in the flat floor and can be moved to all directions. The bed is manually used by the patients. And also the bed can be used for shit if the patients need with the Commode .

## PARTS DESCRIPTION




The model shown above features the material of ABS head and foot board and the bed frame of steel powder coated, side rails are made of Aluminum and Stainless Steel. Function of Backrest and Footrest controlled by handle cranks.

**OPERATION OF THE HEAD AND FOOT BOARDS**


The ABS Head and Foot Boards will be packed separately with the bed frame. Please fix the Head and Foot Boards as the following steps:



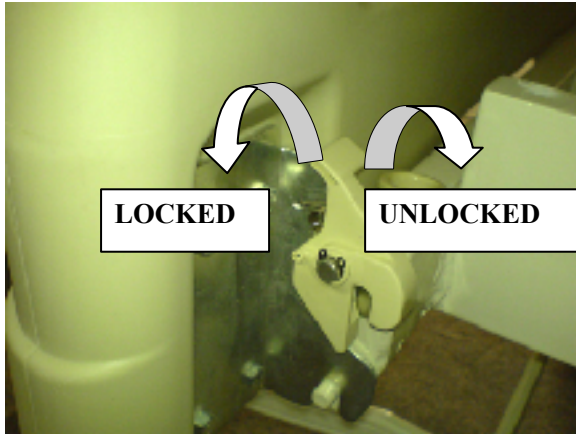
Step No. 1: Flick out the plastic switch



Step No.2: Focus on the two bars with the two steel mouths



Step No.3: Push down the board and it will be locked automatically.



WHEN DETATCH THE HEAD AND FOOT BOARD, FLICK OUT THE PLASIC SWITCH AND PULL UP THE BOARD.  
WHEN YOU NEED TO LOCK UP WITH THE BOARDS, FLICK IN THE PLASTIC SWITCH.

### OPERATION OF THE BED RAILS

The ABS Head and Foot Boards will be packed separately with the bed frame. Please fix the Head and Foot Boards as the following steps:



Step No.1: Control up the backrest steel board and the footrest steel board, and then put the side rail on the frame tube, and adjust to the right position. Make sure the button will be on the end side of the bed.



Step No.2: Use the screws to fix the rails on the frame tube, make sure the screws are fixed tightened.



Step No.3: When pulling up the rails, pull tight with the button and loose it when move to the top; When put down the rails, pull tight with the button and pull the rails toward the bed end direction.

### USING THE HANDLE CRANK CONTROL

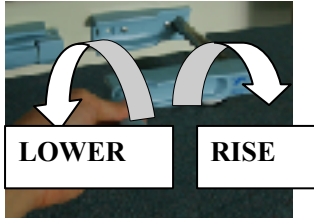
Use the handle crank control to activate the functions of the Backrest (from 0° to 75°); Footrest (from 0° to 45°) manually.

Please see the below instructions before using the control:





**Step One: Pull out the plastic handle easily.**



**Step Two: Rotate the handle and activate the functions of Backrest and Footrest.**

### USING THE COMMODE HOLE

Use the crank handle for the Commode hole ,if need to use the commode hole ,then use the handle to crank the second sleeping board, make the second board to be up , if not need ,then crank the second board to be down .

2.Shaking the bedpan crank handle can achieve the switch of the bedpan baffle, which automatically rises after the bedpan is in place, so that the bedpan is close to the bed surface and the excrement is prevented from leaking out of the bed. The person to be treated is left-right, and the bowel movement is very comfortable.



**Crank handle for commode hole**

**commode hole**



## CARE AND MAINTENANCE

- Before each use of the bed, the breaks of the castors and the fixed positions of the rails and head and foot boards should be checked.
- The bed should be stored in a dry environment, away from direct sunlight, when in storage the bed rails and the head and foot boards can be detached.
- The bed should be kept clean and dust free. This can be done with a duster or damp cloth.
- The user should routinely check the following items. It is recommended that a Kangshen Medical dealer services the bed annually, where these items should be repaired, replace, adjusted and/or lubricated if required:
  1. Castors.
  2. Handles.
  3. Plastic switch of the Head and Foot Boards.
  4. Side Rail's Button
  5. Screws.

## SPECIFICATOIN

Model	Dimensions
ABS Head Board (LxWxH)	1000x510x65mm
ABS Foot Board (LxWxH)	910x500x66mm
Aluminum Side Rail (LxWxH)	1480x420x30mm/folding:1820x150x30mm
The Mattress (LxWxH)	1950x830x100mm
The Bed (LxWxH)	2160x980x485mm
Weight of the Bed	85kg
Capacity of the Bed	250kg

Notice:

Do not exceed the weight capacity stated above. Failure to do so could result in damage or injury.

## WARRANTY

There is a comprehensive twelve-month warranty from the date on which your new bed is delivered. The warranty covers the bed for repairs or replacement during this period. For more detail, please see the warranty conditions overleaf:

1. Any work or replacement part installation must be carried out by an authorized Kangshen Medical dealer/service agent.
2. To apply the warrant should your bed require attention please contact the outlet from which you purchased the bed.
3. Should any part of the bed require repair or full or part replacement, as a result of manufacturing or material defect within the warranty period, parts will be supplied free of charge. Note: The guarantee is not transferable.
4. Any repaired or replaced parts will be covered by the balance of the warranty period on the bed.
5. Parts replaced after the original warranty have expired will be covered by a three-month warranty.

6. Consumable items supplied will not generally be covered during the normal warranty period unless such items require or replacement clearly as a direct result of a manufacturing or material defect. Such items include(among others) : castors.
7. The above warranty conditions apply to brand new beds. Second-hand beds supplied directly by Kangshen Medical carry a Six-month warranty period. If you are unsure whether your bed is covered contact your dealer.
8. Under normal circumstances, no responsibility will be accepted where the bed have required assistance as a direct result of:
  - The bed part not having been maintained in accordance with the manufacturers recommendations
  - Failure to use the manufacturer specified parts
  - The bed or part having been damaged due to neglect, accident or improper use
  - The bed or part having been altered from the manufacturer specification or repairs having been attempted before the dealer is notified.

In the event of your bed requiring attention, please contact your service agent/dealer and give all relevant details so they can act quickly.

**Manufacturer: GuangDong Kangshen Medical Technology Co.Ltd**

**Add: Wende 1st street, Dawang National Hi-tech industrail area,  
zhaoqing city, canton, China.**

**Telephone Number: 0086-757-23608897**

**Fax Number: 0086-757-23608897.**

**Product Warranty Card**

**Thank you for buying from our factory ,you can use this warranty card to get free repair in one year ,the user must keep it properly.**

Product Name	Delivery table		
Model	KS-332C	Checker	
Date of delivery		Warranty time	1 year