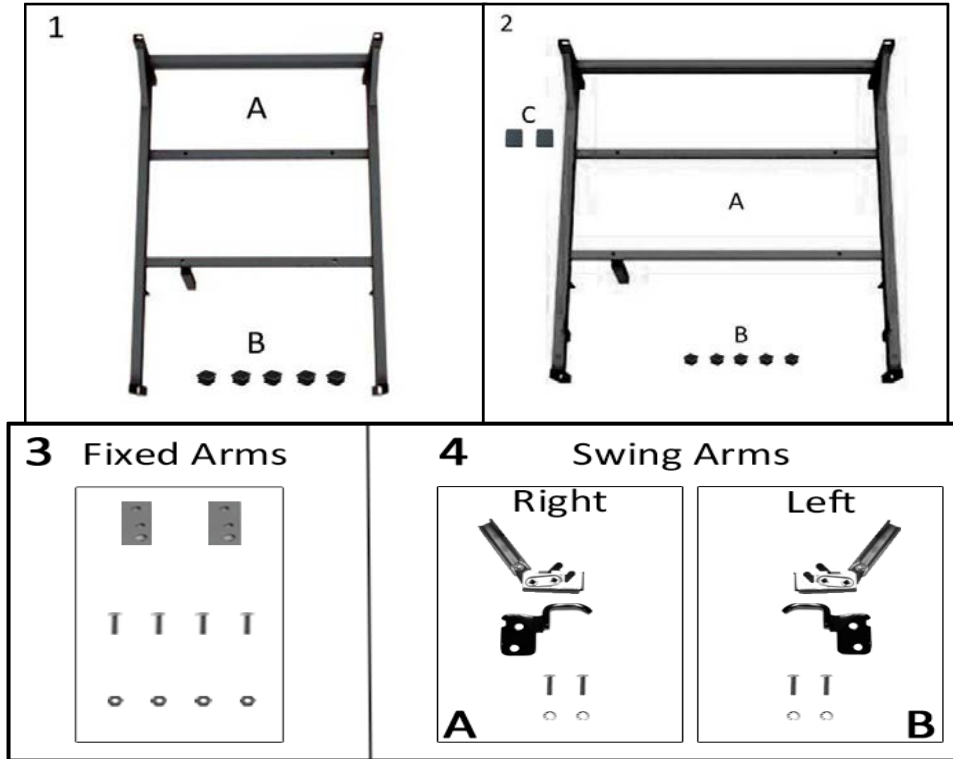


PARTS LIST

Image Number	Note	Part Number	Description	QTY per Product
Standard Chair				
1	A	207062BK	Trendelenberg Pedal – Vero Kit	1
1A	B	407062	Trendelenberg Pedal - VERO	1
1B	B	566204	NUT-1/4-20 HEX NYLON LOCKNUT ZINC	4
1C	B	566583	SCREW, HEX CAP 1/4-20 X 1 1/2" GRADE 5, ZINC	4
1	C	206012BK	Non-Trend. Tube W/O Pedal Kit	1
1D	B	206012B	Non-Trend. Tube W/O Pedal	1
1B	B	566204	NUT-1/4-20 HEX NYLON LOCKNUT ZINC	4
1C	B	566583	SCREW, HEX CAP 1/4-20 X 1 1/2" GRADE 5, ZINC	4
XL Chair				
2	D	207072BK	Trendelenberg Pedal – Vero XL Kit	1
2A	B	407072	Trendelenberg Pedal - VERO XL	1
2B	B	566204	NUT-1/4-20 HEX NYLON LOCKNUT ZINC	4
2C	B	566583	SCREW, HEX CAP 1/4-20 X 1 1/2" GRADE 5, ZINC	4
2	E	206022BK	Non-Trend. Tube W/O Pedal – XL Kit	1
2D	B	206022B	Non-Trend. Tube W/O Pedal - XL	1
2B	B	566204	NUT-1/4-20 HEX NYLON LOCKNUT ZINC	4
2C	B	566583	SCREW, HEX CAP 1/4-20 X 1 1/2" GRADE 5, ZINC	4
Note Description				
A	Used on Chair Models - 6x0x and 6x4x			
B	Part is included in above listed kits - Parts can be ordered seperately in certain cases.			
C	Used on Chair Models - 5x0x and 5x4x			
D	Used on Chair Models - 6x1x and 6x5x			
E	Used on Chair Models - 5x1x and 5x5x			
For Chair Models with HM or HT options, see Note G on page 7 for correct fasteners.				



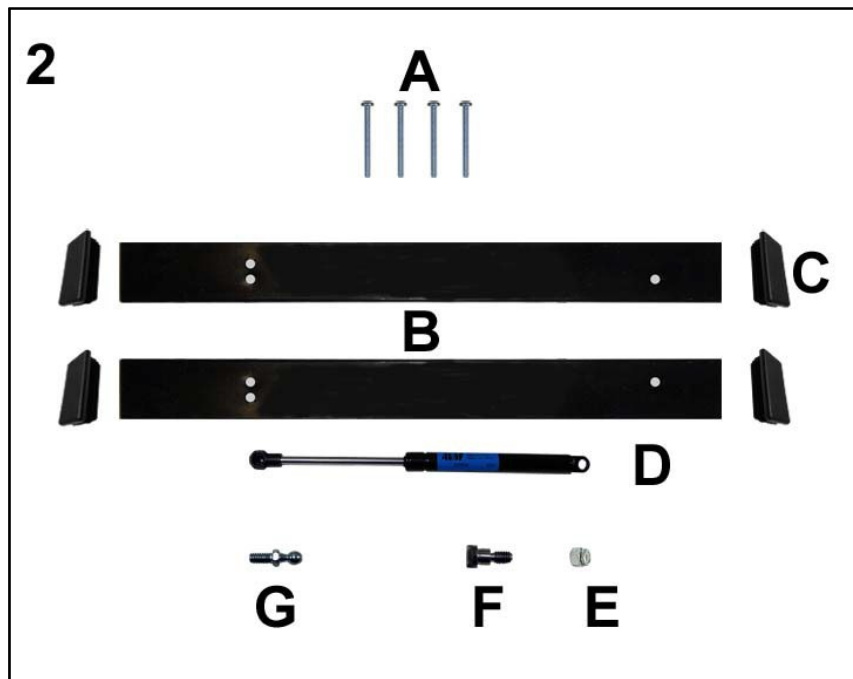
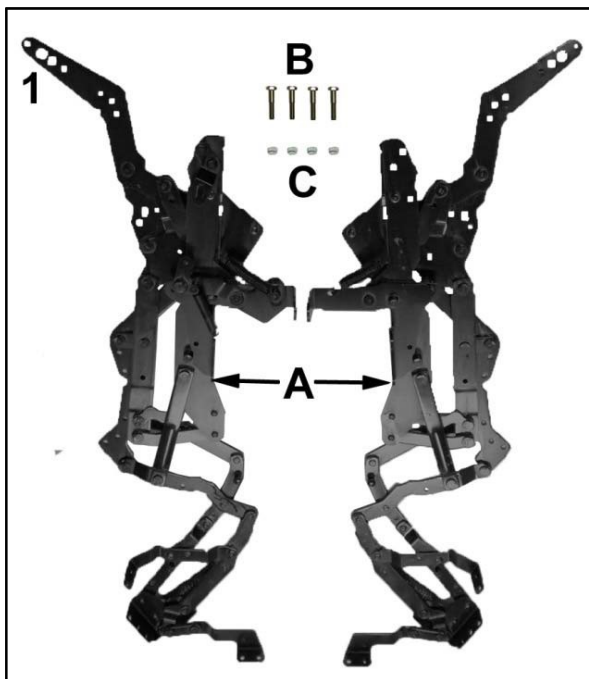
PARTS LIST					
Image Number	Note	Part Number	Description	QTY per Product	
Standard Push Back Style Chair					
1, 2		566400	BOLT-CARRIAGE ZINC 1/4-20 X 1 1/4	2	
1, 2		566399	BOLT- CARRIAGE BLACK ZINC 1/4-20 X 1 1/4	2	
1, 2		566204	NUT-1/4-20 HEX NYLON LOCKNUT ZINC	4	
HM-HT Push Back Style Chair					
1, 2	A	566400	BOLT-CARRIAGE ZINC 1/4-20 X 1 1/4	1	
1, 2	A	566399	BOLT-CARRIAGE BLACK ZINC 1/4-20 X 1 1/4	2	
1, 2	A	566401	BOLT-CARRIAGE 1/4-20 X 1 1/2 ZINC	1	
1, 2	A	566204	NUT-1/4-20 HEX NYLON LOCKNUT ZINC	4	
2	B	400290	CASTER, W/STEP STEM, NYLON 3" WHEEL BRAKE, BLACK	4	
1	C	400620	CASTER, NYLON 5" RIGID, BLACK	2	
1	D	400625	CASTER, NYLON 5" TOTAL LOCK W/PRECISION BEARING WHEEL, BLACK	2	
3	E	566330	BLACK FLAT WASHER	4	
3	E	700500	PEDESTAL FOOT, PLASTIC	4	
3	E	702207	CASTER SOCKET INSERT HD, 1" SQ 16-18 GA	4	
NOTES					
Note	Description				
A	For Model Chairs with HM or HT, the right rear bolt (the side with the switch) needs to be 566401.				
B	Replacements ONLY for chairs with 3" Casters (Not compatible with Footplate)				
C	Replacement for 5" Front Casters.				
D	Replacement for 5" Rear Casters.				
E	All parts (IMAGE 3) MUST be ordered to switch to Pedestal Foot option. (Not compatible with Footplate)				
<i>Left & Right is determined - as if sitting in the chair</i>					



PARTS LIST				
Image	Note	Part Number	Description	QTY per
1A	A	206000B	WELDED MAIN FRAME (GEN II)	1
1B, 2B		700700	SQ 1" RIBBED CAP, BLACK	5
2A		206010B	WELDED MAIN FRAME (VERO XL)	1
2C		700890	CAP, FLAT RECTANGULAR, GRAY, .25" X 1"	2
3	B		<u>Fixed Arm Style Chair</u>	
3		202830	LATCH PLATE, FIXED ARM (690 STYLE)	2
3		566572	SCREW, BUTTON HEAD 1/4-20 X 3/4", ZINC	4
3		566204	NUT-1/4-20 HEX NYLON LOCKNUT ZINC	4
4	C		<u>Swing Arm Style Chair</u>	
4A		202820K	ROTARY LATCH RIGHT (624) KIT	1
4A		402855	ROTARY LATCH, HD SPRING (RIGHT)	1
4A		302100	ROTARY LATCH HANDLE (624 STYLE)	1
4A		510200	RIVET 1/4 X 3/8 X 7/16 HEAD	1
4A		206155RB	SUPPORT BRKT, UNDER-ARM, RIGHT, BLACK (VERO)	1
4A		566592	1/4-20 X .88 SOCKET BUTTON HEAD CAP SCREW, ZINC	2
4A		566301	WASHER-1/4 INT. TOOTH LOCKWASHER ZINC	2
4B		202825K	ROTARY LATCH LEFT (624) KIT	1
4B		402850	ROTARY LATCH, HD SPRING (LEFT)	1
4B		302100	ROTARY LATCH HANDLE (624 STYLE)	1
4B		510200	RIVET 1/4 X 3/8 X 7/16 HEAD	1
4B		206155LB	SUPPORT BRKT, UNDER-ARM, LEFT, BLACK (VERO)	1
4B		566592	1/4-20 X .88 SOCKET BUTTON HEAD CAP SCREW, ZINC	2
4B		566301	WASHER-1/4 INT. TOOTH LOCKWASHER ZINC	2

NOTES

Note	Description
A	Please contact Winco Customer Service/Tech Support (800-237-3377) for assistance with MAIN FRAME.
B	Fixed Arm Style Chairs are models 5Y0x, 5Y1x, 6Y0x and 6Y1x.
C	Swing Arm Style Chairs are models 5Y4x, 5Y5x, 6Y4x and 6Y5x.




PARTS LIST				
Image	Note	Part Number	Description	QTY per
1, 2	A		Push Back Style Chair	
1		207065K	Vero and Vero XL Push Back Style Seat Mech Kit (Pair)	1
1A	B	407065L	Three Position Mechanism Push Back (Vero) - Left	1
1A	B	407065R	Three Position Mechanism Push Back (Vero) - Right	1
1B	B	566583	1/4-20 X 1.75" HEX CAP SCREW, GRADE 8, ZINC	4
1C	B	566204	NUT-1/4-20 HEX NYLON LOCKNUT ZINC	4
2		206019BK	Vero Style Rect. Seat Mech Frame Kit (Pair)	1
2A	B	566560	10-24 X 2.75" RD PHIL M/S ZINC.	4
2B	B	206019B	Rect. Seat -Mech Frame (GenII) - Black	2
2C	B	701010	1X2X18 RECT INSERT CAP/GLIDE, BLACK	4
1, 2	C	207165K	Vero Push Back Style Seat Mech Kit w/Frame (Pair)	1
2			<u>Damper</u>	
2		205650K	Damper Replacement Kit	1
2D	B	405650	Damper	1
2E	B	566204	NUT-1/4-20 HEX NYLON LOCKNUT ZINC	1
2F	B	566615	5/16" Shoulder x 1/4" Shoulder Length x 1/4"-20 18-8 Stainless Steel Socket Shoulder Bolt	1
2G	B	504640	5/16-18 BALL STUD	1
NOTES				
Note	Description			
A	Push Back Style Chairs are models 5Yxx and 6Yxx.			
B	Part is included in above listed kits - Part may be ordered seperately in some cases.			
C	All parts listed in above images 1 & 2 are included in kit.			



Title:	5Y-6Y Vero Careliner Parts List	Page 5 of 14
	PL-5Yxx-6Yxx	Effective Date: 04/30/18
		Rev. 10

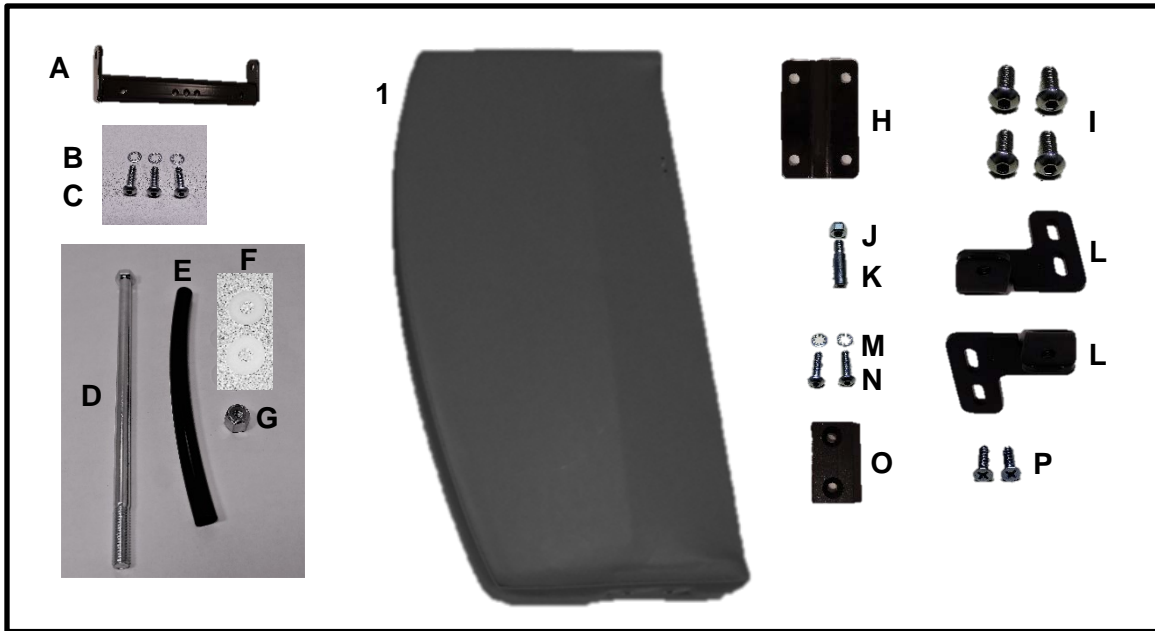
Version 1
(Please see next page for Version 2)



PARTS LIST				
Image	Note	Part Number	Description	QTY per
1			Fixed Arm Style Chair - Version 1	
1	A	U0413XX	UPHOLSTERED FIXED-ARM PANEL LEFT - VERSION 1	1
1	A	U0513XX	UPHOLSTERED FIXED-ARM PANEL RIGHT - VERSION 1	1
1			Swing Arm Style Chair - Version 1	
1	A	U0414XX	UPHOLSTERED SWING-ARM PANEL LEFT - VERSION 1	1
1	A	U0514XX	UPHOLSTERED SWING-ARM PANEL RIGHT - VERSION 1	1
1A	B, D	202185B	Hinge, Arm Frame Brkt, 180, BLACK (Gen II)	1
1B	B	566580	5/16-18 x 3/4" Button Socket Cap Screw, SS	2
1C	B, D	700620	ARM SUPPORT BLOCK, NYLON	2
1D	B, D	SC-WF-ZP-14-100	SCREW, WD PH FL HD ZP #14 THD x 1.000 LG	2
1E	B, C	206174B	Arm Mounting Plate, Stationary (GenII) - Black	1
1F	B	566205	NUT-5/16-18 HEX NYLON LOCK NUT ZINC	1
1G	B	202770	STRIKER PIN, 3/8 X 1" (5/16-18 THREAD)	1
1H	B	202746LB	Striker Bracket, Arm (GenII) - Black - Left	1
1H	B	202746RB	Striker Bracket, Arm (GenII) - Black - Right	1
1I	B	566301	WASHER-1/4 INT. TOOTH LOCKWASHER ZINC	2
1J	B	566572	SCREW, BUTTON HEAD 1/4-20 X 3/4", ZINC	2
Note	Description			
A	XX - Use color code for specific part number i.e. 02 - Royal Blue			
B	Part is included in above listed kits - Part can be ordered separately. Quantities are for each arm kit.			
C	Used on Fixed-Arm Style Chair only!			
D	Used on Swing-Arm Style Chair only!			
E	Parts listed under "Version 1" should be used on all Vero model chairs manufactured before 02/08/18.			
OPTIONS	For options on replacement arms see page 13.			




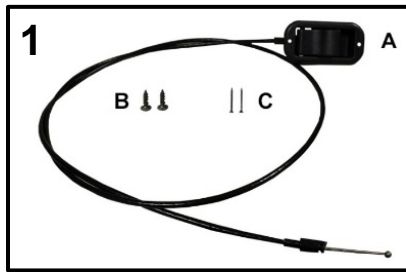
Version 2




PARTS LIST				
Image	Note	Part Number	Description	QTY per
Fixed Arm Style Chair - Version 2				
1				
1	A, E	U0421XX	UPHOLSTERED FIXED-ARM PANEL LEFT - VERSION 2	1
1	A, E	U0521XX	UPHOLSTERED FIXED-ARM PANEL RIGHT - VERSION 2	1
Swing Arm Style Chair - Version 2				
1	A, E	U0422XX	UPHOLSTERED SWING-ARM PANEL LEFT - VERSION 2	1
1	A, E	U0522XX	UPHOLSTERED SWING-ARM PANEL RIGHT - VERSION 2	1
1A	B, D, E	202178B	WELDED HINGE LONG, MAIN FRAME 180 BLACK (VERO) (VERSION 2)	1
1B	B, D, E	566301	WASHER-1/4 INT. TOOTH LOCKWASHER ZINC (VERSION 2)	3
1C	B, D, E	566579	1/4 - 20 X 3/4 BUTTON SOCKET CAP SCREW, ZINC (VERSION 2)	3
1D	B, D, E	566602	3/8-16 X 9" HEX CAP SCREW, GRADE 5, ZINC SAE J429 (VERSION 2)	1
1E	B, D, E	260110	TUBING, NYLON BOLT SLEEVE (VERSION 2)	1
1F	B, D, E	566325	WASHER, NYLON .375 ID X 1" X .062 THICK (VERSION 2)	2
1G	B, D, E	566217	NUT, 3/8-16 HEX NYLON LOCKNUT ZINC (VERSION 2)	1
1H	B, C	206175B	ARM MOUNTING PLATE, STATIONARY (VERO) - BLACK	1
1I	B	566580	5/16-18 x 3/4" Button Socket Cap Screw, SS	4
1J	B	566205	NUT-5/16-18 HEX NYLON LOCK NUT ZINC	1
1K	B	202770	STRIKER PIN, 3/8 X 1" (5/16-18 THREAD)	1
1L	B	202746LB	Striker Bracket, Arm (Gen II) - Black -Left	1
1L	B	202746RB	Striker Bracket, Arm (Gen II) - Black -Right	1
1M	B	566301	WASHER-1/4 INT. TOOTH LOCKWASHER ZINC	2
1N	B	566572	SCREW, BUTTON HEAD 1/4-20 X 3/4", ZINC	2
1O	B, D	700620	ARM SUPPORT BLOCK, NYLON	1
1P	B, D	SC-WF-ZP-14-100	SCREW, WD PH FL HD ZP #14 THD x 1.000 LG	2
Note				
		Description		
A	XX - Use color code for specific part number i.e. 02 - Royal Blue			
B	Part is included in above listed kits - Part can be ordered seperately. Quantities are for each arm kit.			
C	Used on Fixed-Arm Style Chair only!			
D	Used on Swing-Arm Style Chair only!			
E	Parts listed under "Version 2" should be used on all Vero model chairs manufactured on or after 02/08/18.			
OPTIONS	For options on replacement arms see page 13.			
	<i>Left & Right is determined - as if sitting in the chair</i>			



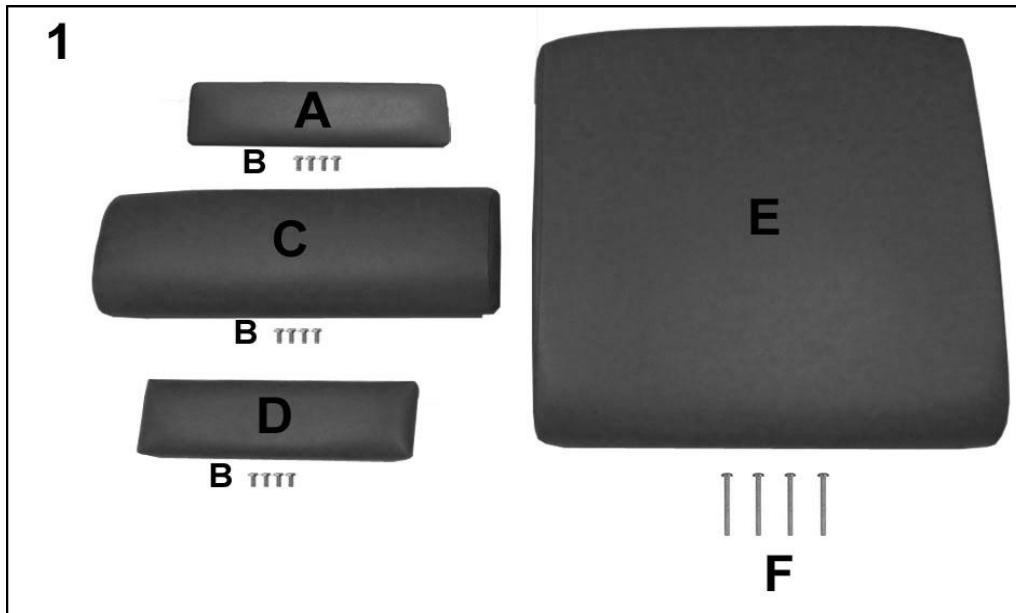
Cable Assembly and Urethane Arm Option




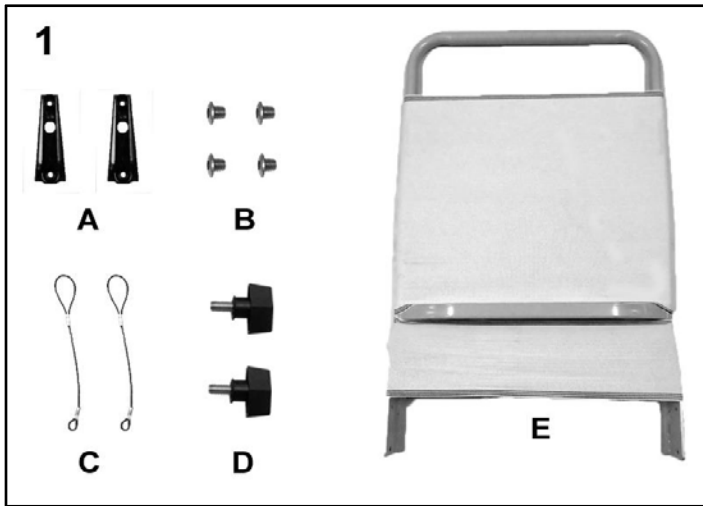
PARTS LIST				
Image	Note	Part Number	Description	QTY per
Cable Assembly and Urethane Arm Option				
1A	A	403545	60" CABLE ASSEMBLY (Vero)	1
1B	A	566547	10 x 1/2 Pan Phil T/S Z/P	2
1C	A	566614	(#4 x .75) Phillips Flat Head, Sheet Metal Screw, Zinc	2
2A	A, B	708040	Urethane Arm Cover	1
2B	A, B	203692B	Mounting Plate, Steel	1
2C	A, B	701900	Sq Bumper, .078 w/ Adhesive, Black	4
2D	A, B	566607	1/4-20 X 1" Flat Mach Screw, Zinc	3
Note	Description			
A	Part is included in above listed kits - Part can be ordered seperately. Quantities are for each arm kit.			
B	Used on Urethane Arm Style only!			
OPTIONS	For options on replacement arms see page 13.			
	<i>Left & Right is determined - as if sitting in the chair</i>			



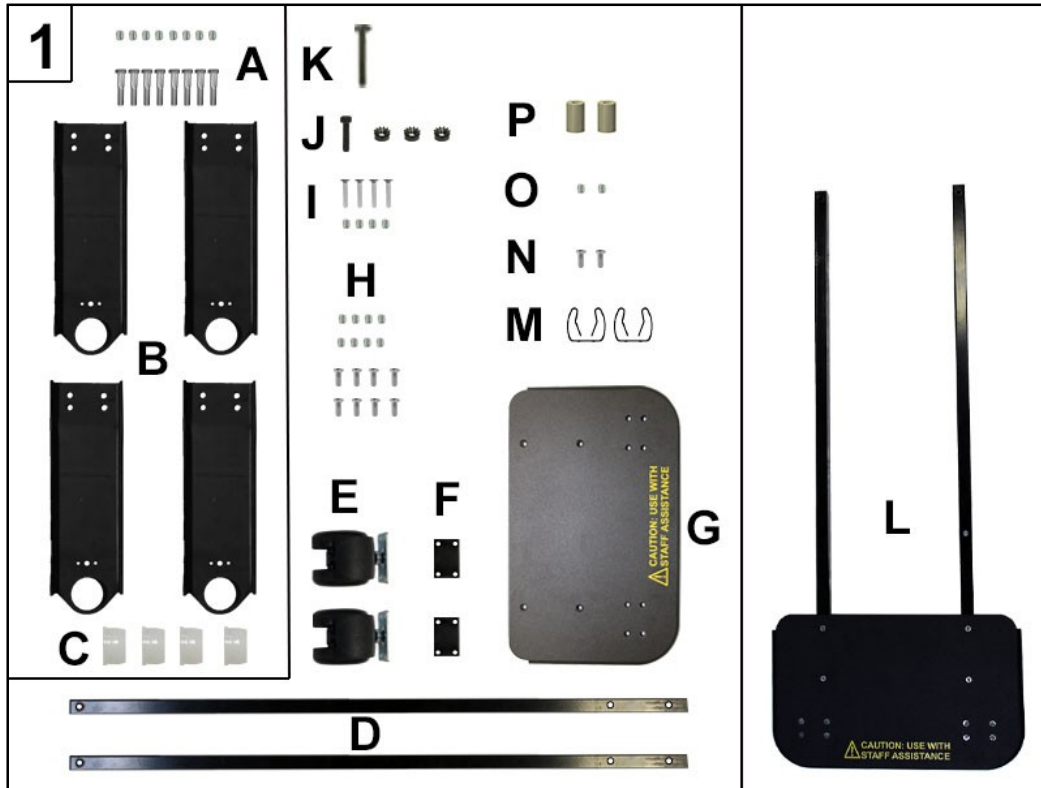
PARTS LIST				
Image	Note	Part Number	Description	QTY per
STANDARD SIDE TABLE OPTION				
1, 2				
1, 2	A	261640K	SIDETABLE/COVER REPLACEMENT KIT BOLT-ON BRKT STYLE	1
1A	B	202685	SIDE TABLE MOUNTING BRKT - GRAY - GRAY - GRAY	1
1B	B	566416	BOLT - 5/16 X 3/4 HEX CAP SCREW, GR.5, ZINC, W/BUE NYLON PATCH	2
1C	B	566304	WASHER-5/16 SAE FLAT WASHER ZINC	2
2A	B	700440	SIDE TABLE, BLOW MOLDED	1
2A	B	700426	COVER, INJECTION MOLDED (FOR SIDE TABLE)	1
2A	B	203155	SIDE TABLE HINGE BRKT (PR), GRAY	1
2A	B	566613	#12 -14 X 1/2" PAN PHIL TYPE B SHT MLT SCREW, ZINC	4
2A	B	566321	WASHER-SBUP 3/16 STEEL BACK WASHER	4
2B	A	243270	5/16 SS ROD FOR SIDE TABLE EA.	4
2B	A	500750	5/16" PUSHNUT FASTENER NICKEL	4
6240 STYLE SIDE TABLE OPTION				
3		261624K	SIDE TABLE INSTALLATION KIT (FOR 624 CHAIR)	1
3A	B	402626	SIDE TABLE BRKT COMPLETE (624)	1
3B	B	700440	SIDE TABLE, BLOW MOLDED	1
3C	B	566613	#12 -14 X 1/2" PAN PHIL TYPE B SHT MLT SCREW, ZINC	4
3D	B	566504	SCREW-MACH 1/4-20 X 3/4 RND PHILLIP M/S ZINC	4
3E	B	700135	STOP BUMPER, PLASTIC	1
3F	B	566321	WASHER-SBUP 3/16 STEEL BACK WASHER	5
3G	B	566553	TAP SCREW #10 X 1-1/4" PAN PHIL T/S ZINC	1
3H	D	700705	PLUG, 1/2" FLUSH HEAD, BLACK PLASTIC	2
PIVOT TABLE OPTION				
4	C	206305RK	Pivot Table Replacement Kit - RIGHT	1
4	C	206305LK	Pivot Table Replacement Kit - LEFT	1
4A	B, C	261660	FRONT PIVOT TABLE - TOP	1
4B	B	206305B	WELDED PIVOT BRACKET (VERO)	1
4C	B	207007	KNOB FOR PIVOT TABLE	1
4D	B	566592	1/4-20 X .88 SOCKET BUTTON HEAD CAP SCREW, ZINC	2
NA	B	566301	WASHER-1/4 INT. TOOTH LOCKWASHER ZINC	2
4E	B, C	402150	WELDED POST & PLATE SS, PIVOT TABLE	1
4F	B	566576	SCREW 14 X 3/4 " A PAN PHILLIPS TAP SCREW	4
NOTES				
Note	Description			
A	When ONLY replacing the rods DO NOT order the ones listed in kit. MUST order threaded rods and nut			
B	Parts are included in the kit above. It is NOT recommended that these parts be sold seperately however in special cases			
C	5A and 5E are pre-assembled prior to shipment. This is what makes the kit a LEFT or RIGHT			
D	This part is ONLY installed with the Urethane Arm Option.			



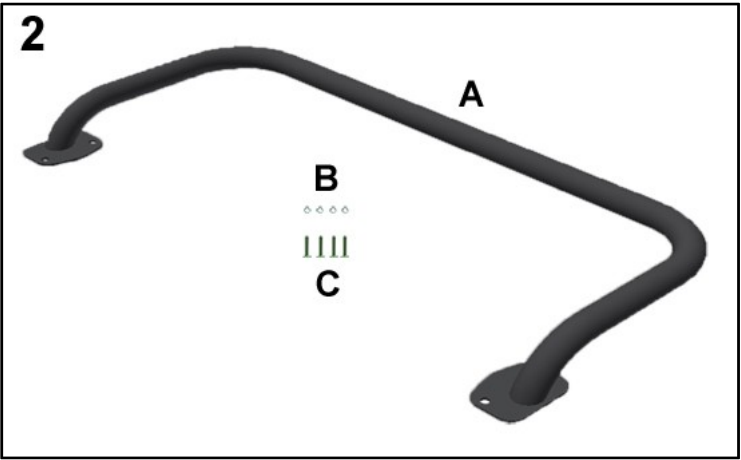
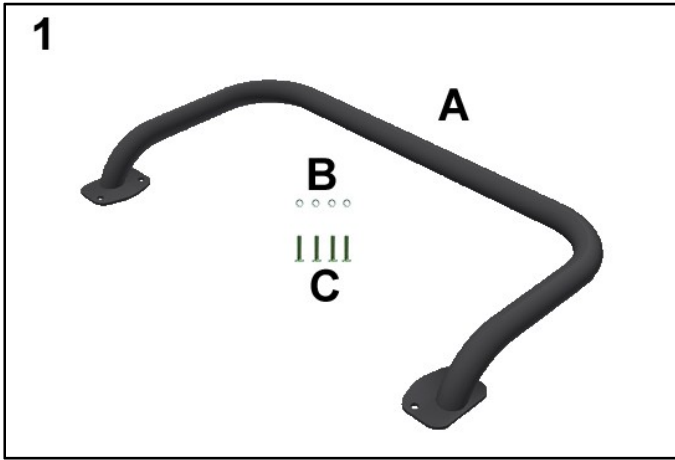
PARTS LIST				
Image Number	Note	Part Number	Description	QTY per Product
1			STANDARD VERO CHAIR	
1A	A	U1205XX	Upholstered Mid Ottoman Vero	1
1B	C	566511	SCREW-MACH 10-24 X <u>3/4</u> " PAN PHIL M/S ZINC	4
1C		U1017XX	Upholstered Legrest Vero	1
1D		U1108XX	Upholstered Footrest Vero	1
1E	A,B	U0317XX	Upholstered Seat Vero	1
1F		566560	10-24 X 2.75" RD PHIL M/S ZINC.	4
1			XL VERO CHAIR	
1A	A	U1303XX	Upholstered Mid Ottoman Vero XL	1
1B	C	566511	SCREW-MACH 10-24 X <u>3/4</u> " PAN PHIL M/S ZINC	4
1C		U1018XX	Upholstered Legrest Vero XL	1
1D		U1107XX	Upholstered Footrest Vero XL	1
1E	A,B	U0318XX	Upholstered Seat Vero XL	1
1F		566560	10-24 X 2.75" RD PHIL M/S ZINC.	4
NOTES				
Note	Description			
A	XX- Use color code for specific part number i.e. 02 - Royal Blue Screws needed to attach this product are included			
B	For chairs with Heat and Massage use "HM" or Heat ONLY "HT" identifiers after TB option i.e. U0307XXTB XX			
C	Parts 566511 are used on Parts represented by A, B, and C.			
OPTIONS	For TB133 Add TB after Part Number i.e. U0307XT B			
	Use 00 if option is not needed i.e. U0307XX 00 HT For Upholstered Seat without TB w/ HT			
	<i>Left & Right is determined - as if sitting in the chair</i>			



PARTS LIST				
Image	Note	Part Number	Description	QTY per
Standard Vero Chair				
1,2	C	UO225XX	Upholstered Back w/Frame Assm Kit, Vero STD	1
1	A	206030BK	Vero Welded Back Frame Kit	1
1A	B	407019	KD SLEEVE, 624 MECH	2
1B	B	566584	SCREW, 1/4-20 x 1/4" SS BUTTON SOCKET HEAD SCREW	4
1C	B	201105	LANYARD W/SLEEVES,KNOB (Vero)	2
1D	B	501235	Knob, 2-Arm, 1_4-20 x 1/2 Stud	2
1E	B	206030B	Welded Back Frame (GenII) - Black	1
1E	B	902530	17" ULTRALITE WEBBING, CUT 26"	1
1E	B	902535	6" ULTRALITE WEBBING, CUT 26"	1
2A,2B	C	U0223XX	UPHOLSTERED BACK VERO	1
2D	D	206035B	Welded Back Frame (GenII) - Black	1
2D	D	566592	1/4-20 X .88 Socket Button Head Cap Screw, Zinc	4
XL Vero Chair				
1,2	C	UO226XX	Upholstered Back w/Frame Assm Kit, Vero XL	1
1	A	206050BK	Vero XL Welded Back Frame Kit	1
1A	B	704014	KD Bracket (VERO)	2
1B	B	566584	SCREW, 1/4-20 x 1/4" SS BUTTON SOCKET HEAD SCREW	4
1C	B	201105	LANYARD W/SLEEVES,KNOB (Vero)	2
1D	B	501235	Knob, 2-Arm, 1_4-20 x 1/2 Stud	2
1E	B	206050B	Welded Back Frame (GenII) - Black	1
1E	B	902540	16" ULTRALITE WEBBING, CUT 30"	1
1E	B	902545	6" ULTRALITE WEBBING, CUT 30"	1
2D	D	206060B	Welded Push Handle (Vero XL) - Black	1
2A,2B	C	U0224XX	UPHOLSTERED BACK VERO XL	1
2C	C	HCVS-XX	Headrest Cover Vero	1
2C	C	HCVX-XX	Headrest Cover Vero XL	1
2D	D	206060B	Welded Push Handle (Vero XL) - Black	1
2D	D	566592	1/4-20 X .88 Socket Button Head Cap Screw, Zinc	4
NOTES				
Note	Description			
A	Hardware needed to attach this product is included			
B	Parts are included in the above listed kits			
C	XX- Use color code for specific part number i.e. 02 - Royal Blue			
D	Refer to "OPTIONS" when ordering a KIT with Push Handle option			
OPTIONS	For TB133 Add "TB" after Part Number i.e. U0225-XX-TB-00-00. For chairs with Heat and Massage use "HM" or Heat ONLY			
	<i>Left & Right is determined - as if sitting in the chair</i>			



PARTS LIST				
Image Number	Note	Part Number	Description	QTY per Product
1A,B,C	A	206182BK	Bracket, Foot Support Tube (Vero) Kit	1
1A	B	566583	SCREW, HEX CAP 1/4-20 X 1 1/2" GRADE 5, ZINC	8
1A	B	566204	NUT-1/4-20 HEX NYLON LOCKNUT ZINC	8
1B	B	206183B	Bracket, Foot Support Tube W/ clip Holes (Vero)	4
1C	B	200930	BUSHING NYLON, MACHINED	4
1M	B	TMM-146-04	RETAINING CLIP	2
1N	B	566510	SCREW-MACH 10-24 X 1/2 PAN PHIL MACHINE SCREW	2
1O	B	566203	NUT-10-24 HEX NYLON LOCK NUT ZINC	2
1P	B	501105	5/8 RD X 1.00 X .252 ID RD SPACER NYLON	2
1L	A	206040K	Vero Footplate w/Footrest Tubes Kit	
1D	B	206021B	Footrest Tube (GenII) - Black	2
1E	B	400160	Caster, Sit-Lock, Hooded, Twin Soft Wheel w-Mount Plate (Vero)	2
1F	B	206185B	Spacer Block, Footplate Caster (Vero) - Black	2
1G	B	206040TS	Footplate w-CAUTION USE WITH STAFF ASSISTANCE graphic (Vero)	1
1H	B	566616	#10-24 X 3/4" PHILLIPS DRIVE FLAT HEAD (BLACK) GRD 18-8 SS MS	8
1H	B	566203	NUT-10-24 HEX NYLON LOCK NUT ZINC	8
1I	B	566617	#10-24 X 1-1/4" PHILLIPS DRIVE FLAT HEAD (BLACK) GRD 18-8 SS MS	4
1I	B	566203	NUT-10-24 HEX NYLON LOCK NUT ZINC	4
1J	B	566415	BOLT- HEX 1/4-20 X 1 1/4, GRADE 5, BLACK FINISH	1
1J	B	566223	1/4-20 LOCK-LOCK, BLACK FINISH	3
1K	B	566483	SCREW, HEX CAP 1/4-20 X 2" GRADE 5, ZINC	1
1M	B	TMM-146-04	RETAINING CLIP	2
1N	B	566510	SCREW-MACH 10-24 X 1/2 PAN PHIL MACHINE SCREW	2
1O	B	566203	NUT-10-24 HEX NYLON LOCK NUT ZINC	2
1P	B	501105	5/8 RD X 1.00 X .252 ID RD SPACER NYLON	2
1A&L	C	206040TK	Vero Footplate Complete Kit	1
NOTES				
Note	Description			
A	Kit includes ALL items listed below			
B	It is NOT recommended that these parts be sold separately however in special cases they can be.			
C	Includes all items from above kits 206182BK & 206040K			



PARTS LIST				
Image Number	Note	Part Number	Description	QTY per Product
1	A	206035BK	Vero Push Handle Kit	1
1A	B	206035B	Welded Push Handle	1
1B	B	566572	SCREW, BUTTON HEAD 1/4-20 X 3/4", ZINC	4
1C	B	566301	WASHER-1/4 INT. TOOTH LOCKWASHER ZINC	4
2	A	206060BK	Vero XL Push Handle Kit	1
2A	B	206060B	Welded Push Handle (Vero XL) - Black	1
2B	B	566572	SCREW, BUTTON HEAD 1/4-20 X 3/4", ZINC	4
2C	B	566301	WASHER-1/4 INT. TOOTH LOCKWASHER ZINC	4
NOTES				
Note	Description			
A	Kit includes ALL items listed below			
B	It is NOT recommended that these parts be sold separately however in special cases they can be.			



PARTS LIST	
Left Upholstered Arm Replacement Options	
OPTIONS	Description
Upholstered Fixed-Arm Panel	U0411XX use specific color code in place of "XX" i.e. 02 - Royal Blue.
Upholstered Swing-Arm Panel	U0412XX use specific color code in place of "XX" i.e. 02 - Royal Blue.
Place Holder	Use 00 if option is not need i.e. U0411xx- 00-00-UB
TB133	Add TB after Part Number i.e. U0411xx- TB
Rear IV Pole (Left)	Add PB as illustrated U0411XX-00-00- PB
Foley Bag Holder (left)	Add L0 as illustrated U0411XX-00-00- L0
Rear IV Pole and Foley Bag (Left)	Add LB as illustrated U0411XX-00-00- LB
Urethane Arm	Add UB as illustrated U0411xx-00-00-00- UB
Right Upholstered Arm Replacement Options	
OPTIONS	Description
Upholstered Fixed-Arm Panel	U0511XX use specific color code in place of "XX" i.e. 02 - Royal Blue.
Upholstered Swing-Arm Panel	U0512XX use specific color code in place of "XX" i.e. 02 - Royal Blue.
Place Holder	Use 00 if option is not need i.e. U0511xx- 00-HM
TB133	Add TB after Part Number i.e. U0511xx- TB
O2 Holder	Add O2 after Part Number i.e. U0511xx- O2
TB133 and O2 Holder	Add TO after Part Number i.e. U0511xx- TO
Heat Only	Use HT after TB or 00 i.e U0511xx-TB- HT
Heat and Massage	Use HM after TB or 00 i.e U0511xx-TB- HM
Rear IV Pole (Right)	Add PC as illustrated U0411XX-00-00- PC
Foley Bag Holder (Right)	Add R0 as illustrated U0411XX-00-00- R0
Rear IV Pole and Foley Bag (Right)	Add RB as illustrated U0411XX-00-00- RB
Urethane Arm	Add UB as illustrated U0411xx-00-00-00- UB
<i>Left & Right is determined - as if sitting in the chair</i>	

For additional options please see: **HM-HT OPTIONS PAGE**

IV POLE OPTIONS PAGE

O2 HOLDER OPTIONS PAGE



Title:	5Y-6Y Vero Careliner Parts List	Page 14 of 14
	PL-5Yxx-6Yxx	Effective Date: 04/30/18
		Rev. 10

Revision History

REV	Effective Date	CCR Number	Description of Change
01	01/30/17	ECN 16-184	Added Visco option to "Notes".
02	07/19/17	ECN 17-081	Add black washer to pedestal feet.
03	11/27/17	ECN 17-111	Add 566399 and new Part #U1108XX for Upholstered Footrest, Vero.
04	12/05/17	DCC-17-071	Misc. minor changes.
05	12/14/17	ECN 16-063	Addition of "Urethane Arm Option" Parts.
06	01/12/18	ECN 17-111	Addition of Black Zinc Front Caster Bolts.
07	01/25/18	ECN 18-005	Addition of PN 700705- "Black Plugs w/ Urethane Arm Option Only".
08	02/12/18	ECN 17-112	Changes to Arm Options, Versions 1 & 2. Part Numbers and Pictures updated.
09	02/27/18	ECN 18-002	Update PN and pictures for 1A "KD Bracket" on page 10.
10	04/30/18	ECN 18-013	Change PN and Pic for new Caster Socket (702207) on Page 2.