

Date _____
Customer code C- _____
Customer _____
Contact person _____
Reference _____
☐ Quote
☐ Invoice address = delivery address

Delivery Address

Invoice Address



Seat width

- D88025 ☐ 25 cm
D88030 ☐ 30 cm
D88035 ☐ 35 cm



Seat depth

Standard seat depth = chosen seat width

- ☐ 25 cm
☐ 27,5 cm
☐ 30 cm
☐ 32,5 cm
☐ 35 cm (only by SW 30 & 35 cm)



Capacity

Max. 75 kg

Seat Height

44 cm by 16" wheels

47 cm by 22" wheels



Seat width
25, 30, 35 cm



Seat height
44 cm



Tilt
-3° - +35°



Back angle
90°-125°



Seat depth
25-32,5 cm
(35 cm)



Back height
40 cm



Max. load
75 KG




Crashtested



Dynamic Back



Dynamic Seat



Dynamic leg supports

HEAD SUPPORTS & ACCESSORIES



[A]	[B]	[C]	[D]	[E]	[F]
Item nr.	Description				Price in €
Standard	<input checked="" type="checkbox"/>	[A] Head support A mini with side supports 150 mm horizontal bar 350 mm vertical bar			0,-
D20577	<input type="checkbox"/>	[B] Head support B, small, oval 150 mm horizontal bar 350 mm vertical bar			0,-
D45365	<input type="checkbox"/>	[C] Savant Pediatric head support incl. headband 250 mm horizontal bar for Netti wheelchairs 350 mm vertical bar User forehead 36-46 cm User ½ circumference behind ears 13-15 cm Inside distance along top support 23 cm, along middle support 13 cm, height 12 cm			On request
D45366	<input type="checkbox"/>	[C] Savant Small head support incl. headband 250 mm horizontal bar for Netti wheelchairs 350 mm vertical bar User forehead 46-56 cm User ½ circumference behind ears 15-18 cm Inside distance along top support 30 cm, along middle support 18 cm, height 13 cm			On request
D45373	<input type="checkbox"/>	[D] Side pads for Savant head support. For extra lateral support. For the upper arms of the head support.			On request
D23012	<input type="checkbox"/>	Easy Care cover for head support type A + B – removable			79,-
D23015	<input type="checkbox"/>	[E] Grey head support cushion, universal, with Mars cover			214,-
D45368	<input type="checkbox"/>	[F] Axion head support rotary interface, permits a lateral rotation of 60°, for Savant head supports			On request

BACK UNIT



[A]



[B]



[C]



[D]

Standard	■	[A] Dynamic back that follows the user's movements Back angle 90°-125° The back recline can be locked in any, which can be appropriate during transport or positioning.	0,-
D88100N	□	Cylinder 100 N	0,-
D88200N	□	Cylinder 200 N	
D88300N	■	Cylinder 300 N	
D88400N	□	Cylinder 400 N	
D88500N	□	Cylinder 500 N	
D88600N	□	Cylinder 600 N	
		Cylinder with higher resistance on request, please state N _____	
Standard	■	[B] Back cushion Netti S Super Stabil with good lateral support 15 cm side supports Ventilating 3D cover Black & red	0,-
Standard	■	[C] Adjustable velcro back	0,-
Standard	■	Back height 40 cm, can be adjusted up to 50 cm	0,-
Standard	■	[D] Lateral supports stabilizing the sides of the back cushion, height and sideways adjustable	0,-

Belts for back unit



[A]



[B]



[C]



[D]

Standard	■	[A] H-belt bracket for optimum mounting of belt, height adjustable. Package of different fix locks for mounting included	0,-
D41645	□	[B] Belt cross harness	175,-
		[C] Bodypoint Stayflex chest support (without zipper)	246,-
D86895	□	M (Shoulder width 33-41 cm)	
		[D] Bodypoint Pivofit shoulder harness	246,-
D86898	□	M (Shoulder width 33-41 cm)	

SEAT UNIT



[A]



[B]



[C]



[D]



[E]

Standard	■	[A] Dynamic seat unit that follows the user's movements	0,-
Standard	■	Manual adjustment of tilt [B] Readable tilt position -3 to 35°	0,-
Standard	■	[C] Netti S Sit seat cushion Pressure relief seat cushion with incontinence layer under the ventilating 3D cover	0,-
D21300	□	Extra 3D cover for Netti S Sit	138,-
Standard	■	[D] Seat plate that can be adjusted up to 10 cm in depth including brackets for mounting	0,-
		[E] Abduction block	193,-
D88822	□	Mini (W: 4-6 cm, L: 10 cm, H: 5 cm)	
D88823	□	Small (W: 8 cm, L: 14 cm, H: 8 cm)	

Belts for seat unit



[A]



[B]

Standard	■	[A] Bodypoint Evoflex 2-point pelvic stabiliser incl. mounting kit	0,-
D86903	□	XS (Overall pad length: 38 cm)	
		M (Overall pad length: 46 cm)	
D45040	□	[B] Security cover for 2-point pelvic stabilizer	58,-

ARM SUPPORTS AND ACCESSORIES FOR ARM SUPPORT



Standard	■	Arm support height and depth adjustable, can be adjusted up to 24 cm measured from seat plate.	0,-
Standard	■	2 positioning screws allow for limiting the arm support height	0,-
Standard	■	Arm pads 330 x 55 mm, depth adjustable	0,-
Standard	■	Removable soft 3D upholstery for the arm pads	0,-
Standard	■	Side guard with finger protection	0,-

LEG SUPPORTS AND ACCESSORIES



[A]



[B]



[C]



[D]



[E]



[F]



[G]

Standard	■	[A] Dynamic leg supports that follows the user's movements. Height and depth adjustable calf supports Lockable alu foot board Knee upholstery in breathable 3D Lower leg length seat width 25 cm: 24-31 cm Lower leg length seat width 30 and 35 cm: 29-35 cm	0,-
D23111	□	[B] Short leg length Lower leg length 24-31 cm by seat width 30/35 cm	194,-
D23112	□	[C] Universal leg supports with knee angle adjustment, heel strap and footboard, black	150,-
D23113	□	[D] Angle adjustable leg supports with automatic length adjustment, angle adjustable foot plates, calf supports and knee upholstery, Silver	150,-
D23114	□	[E] Foot box upholstered for manual adjustable leg supports	279,-
D23014	□	[F] Foot fixation, pair	132,-
		[G] Bodypoint ankle huggers	
D44863	□	S (Length: 17-20 cm)	213,-
D44864	□	M (Length: 19-23 cm)	213,-
D44865	□	L (Length: 22-29 cm)	223,-

FRAME



[A]



[B]



[B]



[C]

Standard	■	[A] Push bow long 50 cm, height and angle adjustable	0,-
D89350	□	[A] Push bow short 38 cm, height and angle adjustable	59,-
Standard	■	[B] Center brake, drum brakes and user brake	0,-
D88203	□	[C] Car fasteners	158,-
Standard	■	Antitippers with pedal, swingable	0,-

MAIN WHEEL



[A]



[B] + [C]



[D]



[E]

Standard	■	[A] 16" drum brake wheels	0,-
D88908	□	[B] 22" drum brake wheels, 2° camber	79,-
D88831	□	[C] Mud guards for 22" wheels, pair	568,-
D22009	□	[D] Hand and spoke protector for 22" wheels, transparent, pair	138,-
D22013	□	[E] Push rim cover for 22" wheels, pair	112,-

FRONT WHEELS

Standard	■	6" front wheels, 150 x 30 PU	0,-
----------	---	------------------------------	-----

TRAYS

You need to remove the soft upholstery to mount the table, please be aware of potential conflict with the dynamic function

D21050	<input type="checkbox"/>	Tray reinforced	356,-
D21052	<input type="checkbox"/>	Upholstery for tray	113,-

VARIOUS ACCESSORIES

D21239	<input type="checkbox"/>	Toolkit	89,-
D42269	<input type="checkbox"/>	Wheelchair bag	140,-

NETTI CUSTOMIZED

Netti has many years of experience in developing customized solutions. Feel free to contact us for a quote concerning your individual solution.

CUSTOM MADE – most wanted special adapted items (price on request)



[A]



[B]

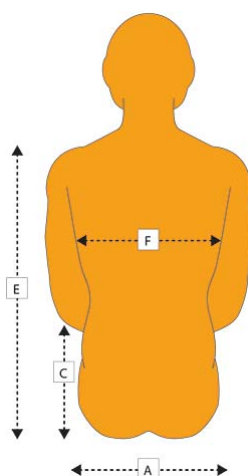
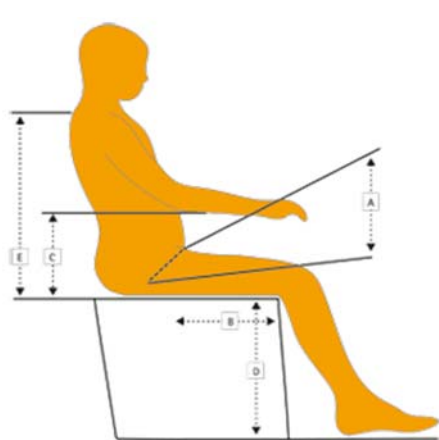
- | | |
|--------------------------|--|
| <input type="checkbox"/> | Individual frame colour – please state the RAL number _____ |
| <input type="checkbox"/> | [A] Netti Nature buggy wheel for trips on uneven surfaces, on the beach or in the forest.
Standard front wheels will also be supplied |
| <input type="checkbox"/> | [B] Hood to protect from wind, rain or impressions |

TECHNICAL DATA

Tilt (seat)	-3° to +35°
Recline (back)	90° to 125°
Seat height	44 cm with 16" wheels 47 cm with 22" wheels
Total width of the wheelchair	40,6-51,5 cm
Total length	92-106 cm with leg supports
Total height without head support	88,5 cm
Distance arm support to seat plate	Min. 12 cm / max 29 cm Can be lowered to seat plate level for easy transfer
Weight of wheelchair	28-31,2 kg (without cushion)
Frame colour	White
Covers	Stretchable, breathable & flexible cover 3D in black-red
Crash test	ISO 7176-19 (75 kg)

Main wheel size	16"	22"
Seat height without cushion	44 cm	47 cm

Leg supports	Min. lower leg length	Max. lower leg length
Angle adjustable leg supports	29 cm	39 cm
Universal leg supports	22 cm	32 cm
Netti Dynamic S leg supports Seat width 30 & 35 cm	29 cm	35 cm
Netti Dynamic S leg supports short Standard by seat width 25 cm	24 cm	31 cm



Measurements

A Hip width/Seat width	_____ cm
B Thigh length / seat depth	_____ cm
C Arm rest height	_____ cm
D Leg length / seat height	_____ cm
E Backrest height	_____ cm
F Trunk width	_____ cm