

M3 Corpus

permobil



* Indicates a Required Field

Dealer Information

* Contact: _____

Dealer Code: _____

* Dealer Name: _____

Address: _____

* City: _____

* State: _____

* Phone#: _____

* Fax#: _____

PO#: _____

Email Address: _____

Client Information

Permobil recommends that the client is evaluated by a certified rehab specialist.

* First Name: _____

* Last Name: _____

Diagnosis: _____

Funding Source: _____

Client Age: _____

Client Measurements

* Weight: _____

* Height: _____

A) Top of Shoulders: _____

B) Chest Depth: _____

C) Chest Width: _____

D) Seat Depth: _____

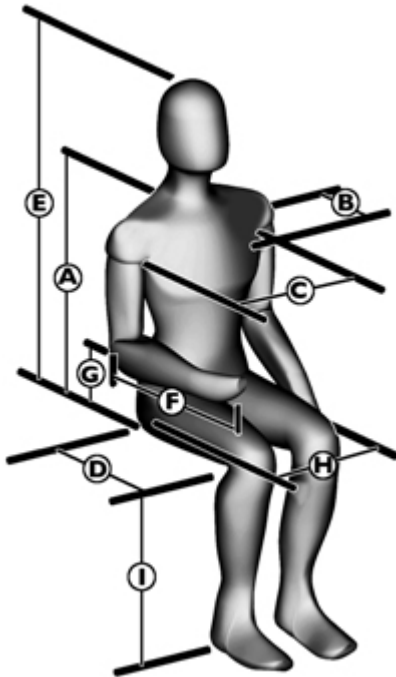
E) Top of Head: _____

F) Elbow to Hand: _____

G) Seat Pan to Elbow: _____

H) Hip Width: _____

*I) Knee to Foot: _____



Prices effective: April 3, 2023

Permobil Australia Pty Ltd.
8 Viewbrook Close
Seven Hills, NSW, 2147
Australia
www.permobil.com/en-au



Chair Model and Colors

CHOOSE BASE:

Part Number	Description	Price AUD
<input checked="" type="checkbox"/> 109052-99-0	M3 Base Corpus - M3 MPO <i>Price Includes: MWD M3 Power Base Set Up For Multiple Power Seat Functions, FlexLink Suspension 7" Flat Free Casters, Tie-Down Hardware for Strap System and Charger. Max Speed = 10kmh, Weight Capacity = 150kg, STFH = 17.5".</i>	
108854-99-0	Permobil Connect - AU/NZ	No Charge

CHOOSE DRIVE TIRES:

Part Number	Description	Price AUD
108414-99-0	Flat Free Tire 3"W x 14"T Black - Standard Tread <i>Designed for a smooth ride on indoor and outdoor surfaces. Includes flat free standard tread caster wheels.</i>	No Charge
108411-99-0	Pneumatic Tire 3"W x 14"T Black - Standard Tread <i>Includes flat free standard tread caster wheels.</i>	No Charge

OPTIONAL DRIVE TIRES:

Part Number	Description	Price AUD
108412-99-0	Pneumatic/Snow Tire 3"W x 14"T Black - Aggr Tread <i>Snow tires are designed for use in cold weather conditions. The nylon compound in these tires remains flexible at low temperatures, but wears more easily. Therefore, the snow tires (sold as wheel assemblies) are not recommended for year-long use and must be ordered along with standard drive wheels. Does not include caster wheels.</i>	

CHOOSE SHROUD/RIM COLOR:

Part Number	Description	Price AUD
109083-99-0	M3 Color Kit - Aqua	No Charge
109084-99-0	M3 Color Kit - Sky	No Charge
109085-99-0	M3 Color Kit - Violet	No Charge
109086-99-0	M3 Color Kit - Flamingo	No Charge
109087-99-0	M3 Color Kit - Chili	No Charge
109088-99-0	M3 Color Kit - Canary	No Charge
109089-99-0	M3 Color Kit - Spring	No Charge
109090-99-0	M3 Color Kit - Arctic	No Charge
109091-99-0	M3 Color Kit - Sunset	No Charge
109176-99-0	M3 Color Kit - Midnight	No Charge
109092-99-0	M3 Color Kit - Gold	No Charge
109093-99-0	M3 Color Kit - Bronze	No Charge
109094-99-0	M3 Color Kit - Platinum	No Charge
109096-99-0	M3 Color Kit - Carbon Fiber	No Charge
109097-99-0	M3 Color Kit - Mossy Oak Break-Up Country	No Charge
109098-99-0	M3 Color Kit - CDG Poly	No Charge
109101-99-0	M3 Color Kit - Water Lily	No Charge

CHOOSE HUB CAP KIT:

Part Number	Description	Price AUD
11343	Hub Cap Color: <i>Please write in Hub Cap Color below. Hub Cap Color will be matched to the Shroud Color if no selection is made.</i> _____ Hydrographic Hub Cap Color: <i>Please write in Hub Cap Color below. Hub Cap Color will be matched to the Shroud Color if no selection is made.</i> _____	

OPTIONAL ITEMS:

Part Number	Description	Price AUD
<input checked="" type="checkbox"/> 10901	Australian Freight & Handling Fee	



Base Options

MUST CHOOSE EITHER SEAT ELEVATOR OR FIXED SEAT TUBE:

Part Number	Description	Price AUD
11110	Active Height Power Adj. Seat Height - 12" Travel <i>Must also select Power Tilt when selecting this option.</i>	
11117	Seat Tube Fixed	No Charge

CHOOSE ONE OF THE FOLLOWING:

Part Number	Description	Price AUD
107435-99-0	Set Seat Height to 17.5"	No Charge
107433-99-0	Set Seat Height at 18.5" <i>If ordering Power Adjustable Seat Height, 1" of elevator travel is used to set seat at 18.5".</i>	No Charge
107434-99-0	Set Seat Height at 19.5" <i>If ordering Power Adjustable Seat Height, 2" of elevator travel is used to set seat at 19.5".</i>	No Charge

MUST CHOOSE BATTERIES:

Part Number	Description	Price AUD
<input checked="" type="checkbox"/> 108999-99-0	BATTERY OPTIONS: Permobil Batteries, Grp 24 AGM GEL, Pair <i>For maximum range. Includes Permobil VoltPro charger optimized for Permobil Batteries.</i>	

OPTIONAL ITEMS:

Part Number	Description	Price AUD
107998-99-0	Enhanced Steering Perform Unit (ESP), R-net	
107459-99-0	Essentials Box with Reflectors <i>Please Note: The total backrest angle will be limited to 150° to avoid contact between backrest components and the Essentials Box.</i>	
107204-99-0	Essentials Box with Lights <i>Please Note: The total backrest angle will be limited to 150° to avoid contact between backrest components and the Essentials Box. Must also select Light Kit.</i>	
109168-99-0	LED Light Kit for M3 / M5	
10715	Compact Laptop Ventilator Tray - Corpus Seat <i>Accommodates Pulmonetics LTV Series and similar sized Laptop Ventilators. The tray is 13"T, adjustable in width from 8" - 13", and adjustable in depth from 2" - 6.5". Overall backrest angle limited to 150° when mounting this ventilator tray. Custom Option. Additional drive restrictions may apply.</i>	
10787	Battery Tray for Laptop Ventilator Tray <i>Measures 11 3/8" W x 6 1/2" H x 1 5/8" D. Accommodates Pulmonetic Systems Lithium-Ion Battery Pack, CareFusion SprintPack Battery System, or Richardson PowerTech Vent Power Center. Custom Option.</i>	
10788	O2 Holder for Laptop Ventilator Tray <i>Mounts to Left or Right Side of Laptop Vent Tray. O2 Holder is 7" Tall. Width infinitely adjustable from 3.5" - 7". Depth infinitely adjustable from 3.75" - 5". Custom Option.</i>	
D51113	Programming Key for R-net - Permobil Version	

Joystick Options

PLEASE NOTE:

For additional input devices, refer to Alternative Drive Systems section.

107779-99-0	Color Joystick Module, (CJSM) <i>This R-net color joystick features: A Large High-Resolution 3.5" VGA color display, control of up to 4 Bluetooth devices, Infrared control, programmable buttons and a programmable switch jack; all in a compact, durable Aluminum housing.</i>
107778-99-0	Permobil Joystick Module <i>Designed exclusively for Permobil, this R-net color joystick features: a 2.8" color display, control of up to 4 Bluetooth devices, Infrared control, programmable buttons and a programmable switch jack; all in a compact, durable Aluminum housing.</i>



Joystick Options

		Price AUD
107829-99-0	3.5mm Y-Splitter Cable for PJSM/CJSM <i>For use with the PJSM or CJSM Mode/Profile jack. Allows 2 mechanical switches to control 4 separate functions. Requires PC Programming to assign the short hold and long hold commands to each switch. Switches sold separately.</i>	
105246-99-0	R-net LED Remote Joystick - No Display <i>This Joystick does NOT have a Display Screen, does NOT contain mono jack ports, and does NOT include Bluetooth or Assignable Buttons. PC Programming required and profiles limited to five.</i>	No Charge
105700-99-0	R-net Remote Color JS w/ Lights, Heavy Duty Gimbal <i>Heavy-Duty modification enables gimbal to hold up to extreme operating forces. Reinforced housing is attached to a standard Color LCD R-net Joystick. 3" long joystick knob has 3/4" diameter. Not compatible with alternative joystick handles.</i>	

CHOOSE JOYSTICK HANDLE TYPE:

Part Number	Description	Price AUD
10045	Cone Shaped Joystick Knob - Standard	No Charge
100960-99-0	Chin Cup For Joystick Knob	
100961-99-0	"T" Handle For Joystick Knob	
100962-99-0	"Large Ball" For Joystick Knob	
100963-99-0	"Softball" For Joystick Knob	
100964-99-0	"Mushroom" For Joystick Knob	
100965-99-0	"Stick" For Joystick Knob	
105442-99-0	1.75" Black Foam Ball For Joystick Knob	
105846-99-0	Bodypoint J/S Handle 3" U-Shaped w/ Flex-Shaft	
105847-99-0	Bodypoint J/S Handle 4" U-Shaped w/ Flex-Shaft	
105848-99-0	Bodypoint J/S Handle Dome Shaped, Rubber	

CHOOSE JOYSTICK MOUNT:

Part Number	Description	Price AUD
10664	Joystick Mount Right - Fixed	No Charge
10665	Joystick Mount Left - Fixed	No Charge
102537-99-0	Joystick Mount Right - Swing Away	
102538-99-0	Joystick Mount Left - Swing Away	
108037-99-0	Slimline Retractable Joystick Mount - Right	
108038-99-0	Slimline Retractable Joystick Mount - Left	
11232	Adjustable Height Panel Bracket <i>Provides 1.77" of vertical adjustment below the armrest and 25° of angle adjustment. Compatible with all Permobil joystick mounts except for the M1 Fixed Joystick Mount.</i>	
105210-99-0	Mount Standard Joystick on Corpus Back Hinge <i>Standard R-net Joystick is mounted to backrest hinge. Can be chosen instead of PN 1105408-99-0. Mount on Left: _____ Mount on Right: _____</i>	
105408-99-0	Attendant Control R-net	



Joystick Options

OPTIONAL ITEMS:

Part Number	Description	Price AUD
10582	<p>Output Module (IOM) for R-net Control System</p> <p><i>This allows a user to control an external device (ex: Communication Device, ECU, Door Opener, etc.) through the drive input (JSM, Head Array, etc.). Each module can provide up to 4 switch closures. May require specialty cable or wiring. Up to three output modules can be installed on one wheelchair.</i></p>	

Seating System

CHOOSE POSTERIOR TILT/RECLINE PACKAGE:

Part Number	Description	Price AUD
	PLEASE NOTE:	
	<i>Speed limitations are imposed when the total backrest angle is greater than 150° or when the seat is tilted forward more than 5°. Drive is inhibited at 35° of tilt for 17.5" seat heights and 25° of tilt for 18.5" & 19.5" seat heights.</i>	
11192	<p>Corpus Seat w/ No Tilt</p> <p><i>Backrest angle can be manually adjusted up to 120°.</i></p>	
11193	Corpus Seat w/ No Tilt & 180° Power Recline	
11194	<p>Corpus Seat w/ 50° Tilt</p> <p><i>Backrest angle can be manually adjusted up to 120°.</i></p>	
11195	Corpus Seat w 50° Tilt & 180° Power Recline	

ACTIVE REACH PACKAGES:

Part Number	Description	Price AUD
	PLEASE NOTE:	
	<i>Active Reach should be recommended by a licensed clinical professional and/or ATP. While operating Active Reach, positioning equipment such as lap belts and chest supports should be considered to meet the user's specific safety needs. Note: A low speed limitation is imposed from 5° to 10° of Active Reach, an extra low speed limitation is imposed from 10° to 20° of Active Reach, and a drive lockout is imposed above 20° of Active Reach.</i>	
11141	<p>5° Active Reach</p> <p><i>When ordered with a Power Adjustable Seat Height, tilt range will be -5° to +50°. When ordered without a Power Adjustable Seat Height, tilt range will be -5° to +45°. If this option is selected with a fixed seat, the minimum seat to floor height at 0° of tilt will be approximately 19.5". Power Legrest recommended for full functionality. Minimum legrest angle will be ~ 97° when manual legrest is selected.</i></p>	No Charge
107090-99-0	<p>10° Active Reach</p> <p><i>Please Note: This option is only available on configurations ordered with Power Adjustable Seat Height and Power Tilt. A chest support belt (see Accessories section) is strongly recommended when selecting this option. Power Legrest recommended for full functionality. Minimum legrest angle will be ~ 103° when manual legrest is selected.</i></p>	No Charge
107091-99-0	<p>20° Active Reach</p> <p><i>Please Note: This option is only available on configurations ordered with Power Adjustable Seat Height, Power Tilt, Power Recline and Power Legrest Elevation. Must select Corpus VS Power Elevating Legrest, Corpus VS Footplates and Corpus VS Knee Support from VS Legrest Options section. A chest support belt (see Accessories section) is strongly recommended when selecting this option. Not compatible with retractable positioning belts.</i></p>	



Seating System Options

- 10585 Multiple Seat Function Control Kit for R-net
Please indicate below if you would like push buttons or toggles on the ICS Switchbox.

CHOOSE PUSH BUTTONS OR TOGGLES:

Part Number	Description	Price AUD
102798-99-0	Push Buttons on ICS Switchbox	No Charge
102799-99-0	Toggle Switches on ICS Switchbox	
105409-99-0	Do Not Install ICS Switchbox, Send as Part	No Charge

CHOOSE MOUNTING POSITION OF ICS SWITCHBOX:

Part Number	Description	Price AUD
10626	Mount ICS Switchbox onto R-net Joystick Bracket <i>ICS Switchbox will be mounted to the same bracket as the R-net Joystick Module. If this item is selected, the ICS Switchbox will swing away with the Joystick Module.</i>	No Charge
104651-99-0	Mount ICS Switchbox onto Armrest <i>Mount on Left: _____ Mount on Right: _____</i>	No Charge
106256-99-0	Mount ICS Switchbox on Backrest <i>Mount on Left: _____ Mount on Right: _____</i>	

OPTIONAL ITEMS:

Part Number	Description	Price AUD
104196-99-0	ICS Alternative Switchbox for R-net Electronics <i>Seat function interface box that accommodates up to 8 momentary switches. Provides an additional method for accessing the seat functions. 1/8" mini-mono switches not included.</i>	
108526-99-0	Remote Stop System - AUS/NZ/EU <i>Consists of a 433MHz Radio Frequency (RF) handheld transmitter and an RF receiver mounted on the wheelchair.</i>	
10750	Memory Seat Program, Corpus w/ R-net	
106209-99-0	Legrest Movement Linked to Recline Electronically <i>Power Legrest will raise when Power Recline moves backward and will lower when back moves forward. If Power Legrest is operated, Power Recline will NOT automatically reposition. Feature works through ICS Switchbox and Driver Control.</i>	
10898	Enable Independent Repositioning Mode <i>IRM allows for sequential movement of power seat functions into a posterior position (35° tilt, 115° recline, 135° legrest) and returns to upright position (5° tilt, 100° recline, 110° legrest). This can be accessed using a standard drive control or a single switch. On the Permobil Joystick Module, IRM is accessible through the mode/profile jack (long switch hold). Please see the Alt Drive Accessories section for switch options.</i>	No Charge

Backrest Options

CHOOSE FIXED OR SLIDING BACKREST KIT:

Part Number	Description	Price AUD
105067-99-0	Sliding Backrest Kit - 5" Mechanical Shear	No Charge
105066-99-0	Fixed Backrest Kit - No Mechanical Shear	

CHOOSE BACKREST TYPE:

Part Number	Description	Price AUD
	BACKREST HEIGHT NOTE: <i>Backrest heights are measured from the seat pan to the top of the backrest shell with the backrest set at 90°. Corpus Ergo Backs include lateral wedges and foam lumbar pads. Solid Backs do not include foam lumbar pads.</i>	
106545-99-0	Corpus Ergo Back - 14"W x 20"T (C3GERGBCA) <i>Power Recline will be limited to 150° when ordering this backrest.</i>	
106546-99-0	Corpus Ergo Back - 16"W x 20"T (C3GERGBCA) <i>Power Recline will be limited to 150° when ordering this backrest.</i>	
106547-99-0	Corpus Ergo Back - 18"W x 20"T (C3GERGBCA) <i>Power Recline will be limited to 150° when ordering this backrest.</i>	



Backrest Options

CHOOSE BACKREST TYPE:

Part Number	Description	Price AUD
106548-99-0	Corpus Ergo Back - 20"W x 20"T (C3GERGBCA) <i>Power Recline will be limited to 150° when ordering this backrest.</i> PLEASE NOTE: <i>Taller backrests listed below include: lateral wedges, foam lumbar pads*, UT rail mounted at the top for lateral adjustment of the headrest, and split backrest feature with height adjustment in 1" increments. Please indicate below where you want the height set at so that a properly sized backrest cushion can be provided. * Foam lumbar pads not included with Solid Backs.</i>	
106532-99-0	Corpus Ergo Back - 14"W x 23" - 28"T (C3GERGBCA)	
106533-99-0	Corpus Ergo Back - 16"W x 23" - 28"T (C3GERGBCA)	
106534-99-0	Corpus Ergo Back - 18"W x 23" - 28"T (C3GERGBCA)	
106535-99-0	Corpus Ergo Back - 20"W x 23" - 28"T (C3GERGBCA)	
	MUST ALSO SELECT BACK HEIGHT:	
	Set Corpus Backrest at 23" _____	
	Set Corpus Backrest at 24" _____	
	Set Corpus Backrest at 25" _____	
	Set Corpus Backrest at 26" _____	
	Set Corpus Backrest at 27" _____	
	Set Corpus Backrest at 28" _____	

CHOOSE BACKREST CUSHION:

Part Number	Description	Price AUD
11335	Leatherette Cushion - Corpus Ergo Back <i>Includes Dual Density Backrest Foam.</i>	No Charge
11336	Stretch-Air Cushion - Corpus Ergo Back <i>Includes Dual Density Backrest Foam with Stretch-Air breathable fabric cover.</i>	No Charge

CHOOSE ONE OF THE FOLLOWING:

Part Number	Description	Price AUD
109029-99-0	BodiLink Premium 3" x 5" Lateral Supports - Pair <i>Must also select I109031-99-0. Includes foam wedge for additional support. Only compatible with Corpus Ergo backrest shells.</i>	
109030-99-0	BodiLink Premium 4" x 6" Lateral Supports - Pair <i>Must also select I109031-99-0. Includes foam wedge for additional support. Only compatible with Corpus Ergo backrest shells.</i>	
109031-99-0	Swing-Away Adj BodiLink Lateral Hdwr Corpus Pair	

OPTIONAL ITEMS:

Part Number	Description	Price AUD
105782-99-0	Tubular Backrest Frame - Corpus (1" Canes) <i>Provides 1" diameter, vertical canes for mounting aftermarket backrests. Frame can be adjusted to support backrest widths from 14" to 20". Canes are attached with 2" long UniTrack linkage disks that can rotate to provide space for backrest hardware. The tops of the canes can be adjusted up to a height of 27" above the seat pan. Depending on the aftermarket backrest, several inches of seat depth may be lost when mounting this system.</i>	
106072-99-0	Direct Backrest Frame - Corpus <i>Used to mount ROHO Agility, Jay 3, Matrx Elite, Varilite Icon and Ride Java backrests ranging in width from 14" to 20". Slotted brackets and 1" UniTrack linkage disks provide a close, adjustable mount. Backrest pitch can be tuned by rotating the linkage disks. Some seat depth may be lost due to the position and orientation of the backrest.</i>	
10725	Split Backrest Cushion - Corpus <i>Custom Option.</i>	
10786	Tailored Backrest Cushion - Corpus <i>Sides of cushion are trimmed to provide additional clearance for lateral trunk supports. Must also select a backrest cushion (I10659 or I10660) when ordering this custom option.</i>	



Seat Sizing

CHOOSE SEAT WIDTH:

Part Number	Description	Price AUD
107023-99-0	Set Seat Width at 17": _____	No Charge
107024-99-0	Set Seat Width at 19": _____	No Charge
107025-99-0	Set Seat Width at 21": _____	No Charge
107026-99-0	Set Seat Width at 23": _____	No Charge

CHOOSE SEAT DEPTH:

Part Number	Description	Price AUD
	PLEASE NOTE: <i>There are three seat depth kits, each providing three seat depth settings: (1) 14" - 16", (2) 17" - 19" and (3) 20" - 22". Please select the required seat depth and the appropriate kit will be provided.</i>	
107013-99-0	Seat Depth 14"	No Charge
107014-99-0	Seat Depth 15"	No Charge
107015-99-0	Seat Depth 16"	No Charge
107016-99-0	Seat Depth 17"	No Charge
107017-99-0	Seat Depth 18"	No Charge
107018-99-0	Seat Depth 19"	No Charge
107019-99-0	Seat Depth 20"	No Charge
107020-99-0	Seat Depth 21"	No Charge
107021-99-0	Seat Depth 22"	No Charge

CHOOSE SEAT CUSHION:

Part Number	Description	Price AUD
	NOTE: <i>See supplemental order form for ROHO seat cushion options. A Corpus II Ergonomic Seat Cushion will be provided for select seat sizes.</i>	
11337	Corpus Ergo Cushion - Leatherette Cover	
11338	Corpus Ergo Cushion - Stretch-Air Cover	
10965	Corpus Ergo Air Cushion (C3GRHOSCA) <i>Features ROHO Dry Floatation technology. The removable ROHO cell pad provides adjustable skin protection while the contoured foam and thigh support wedges help maintain proper positioning and stability. Includes removable stretch fabric cover. Available in widths of 17", 19" and 21" and depths of 17", 19" and 21", as well as 17" x 23". Not Available in 21" x 17"</i>	
11113	Incontinence Cover for Ergo Cushion <i>Made from a stretch Dartex fabric and suitable for all Ergo cushions including the Corpus Ergo Air. The cover is cut to the contours of the Ergo cushion and is designed to be used as an outer layer of protection. Cover size will be matched to cushion size. Sent as a part.</i>	
105118-99-0	Omit Seat Cushion	No Charge

Armrest Options

CHOOSE ARMBAR KIT AND MOUNTING POSITION:

Part Number	Description	Price AUD
	PLEASE NOTE: <i>Narrow Armbar Kit can be adjusted from 15"W to 19"W between the armrest pads without any additional parts. Wide Armbar Kit can be adjusted from 19"W to 23"W between the armrest pads without any additional parts. Please select both Armbar Kit and Width Setting below.</i>	
106543-99-0	Narrow Armbar Kit, Inf Adjustable 15"W - 19"W	No Charge
106544-99-0	Wide Armrest Kit, Inf Adjustable 19"W - 23"W <i>Required when selecting a 20" wide backrest.</i>	No Charge
	Set the Width Between the Armrests to: _____ <i>Must be wider than backrest width to ensure proper fit. Please round to nearest 1".</i>	



Armrest Options

CHOOSE ARMREST HEIGHT MOUNTING POSITION:

Part Number	Description	Price AUD
105069-99-0	Height Adjustable Armrests - NC <i>No charge when ordering power tilt and/or recline.</i>	No Charge
105081-99-0	Height Adjustable Armrests SET ARMREST HEIGHT AT: _____ <i>Corpus Armrests are infinitely adjustable from 8" - 15", measured from the seat pan to the top of the armrest pad. No additional parts are needed to get this full range of adjustment. In one inch increments (ex: 8", 9", etc.), please indicate where you would like the armrests set.</i>	

CHOOSE ARMREST SWIVEL FIXED OR ENABLED:

Part Number	Description	Price AUD
105071-99-0	Left Armrest Bracket - Fixed <i>Medial swivel cannot be enabled when selecting this option. Must be selected when ordering arm trough adapters.</i>	No Charge
105070-99-0	Right Armrest Bracket - Fixed <i>Medial swivel cannot be enabled when selecting this option. Must be selected when ordering arm trough adapters.</i>	No Charge
105073-99-0	Left Armrest Bracket - Medial Swivel Enabled	No Charge
105072-99-0	Right Armrest Bracket - Medial Swivel Enabled	No Charge

CHOOSE ARMREST PAD RIGHT:

Part Number	Description	Price AUD
105100-99-0	4"x10" Corpus Armrest Pad Right - Leatherette	No Charge
105104-99-0	4"x13" Corpus Armrest Pad Right - Leatherette	No Charge
105105-99-0	4"x16" Corpus Armrest Pad Right - Leatherette	No Charge
105999-99-0	4"x18" Corpus Armrest Pad Right - Leatherette	No Charge
107212-99-0	4"x10" Corpus Armrest Pad Right - Black Fabric	No Charge
106047-99-0	4"x13" Corpus Armrest Pad Right - Black Fabric	No Charge
107214-99-0	4"x16" Corpus Armrest Pad Right - Black Fabric	No Charge
105995-99-0	4"x18" Corpus Armrest Pad Right - Black Fabric	No Charge
107591-99-0	4"x10" Corpus Arm w/ Permobil Gel Pad - Right	
107593-99-0	4"x13" Corpus Arm w/ Permobil Gel Pad - Right	
107595-99-0	4"x16" Corpus Arm w/ Permobil Gel Pad - Right	
107597-99-0	4"x18" Corpus HD Arm w/ Permobil Gel Pad - Right	
108861-99-0	Moldable Forearm Support - Right <i>11.3"L x 5"W. Not compatible with armrest pouch, trays (except Small Tray) or the VS Chest Support.</i>	
108863-99-0	Contoured Hand Pad Medium - Right <i>6.4"L x 5.5" W. For use with Moldable Forearm Supports only. Not compatible with Slimline or Fixed joystick mounts or Adjustable Height Panel Bracket.</i>	
108865-99-0	Contoured Hand Pad Large - Right <i>7.7"L x 6.1" W. For use with Moldable Forearm Supports only. Not compatible with Slimline or Fixed joystick mounts or Adjustable Height Panel Bracket.</i>	

CHOOSE ARMREST PAD LEFT:

Part Number	Description	Price AUD
105098-99-0	4"x10" Corpus Armrest Pad Left - Leatherette	No Charge
105102-99-0	4"x13" Corpus Armrest Pad Left - Leatherette	No Charge
105107-99-0	4"x16" Corpus Armrest Pad Left - Leatherette	No Charge
105998-99-0	4"x18" Corpus Armrest Pad Left - Leatherette	No Charge
107213-99-0	4"x10" Corpus Armrest Pad Left - Black Fabric	No Charge
106046-99-0	4"x13" Corpus Armrest Pad Left - Black Fabric	No Charge
107215-99-0	4"x16" Corpus Armrest Pad Left - Black Fabric	No Charge
105994-99-0	4"x18" Corpus Armrest Pad Left - Black Fabric	No Charge



Armrest Options

CHOOSE ARMREST PAD LEFT:

Part Number	Description	Price AUD
107590-99-0	4"x10" Corpus Arm w/ Permobil Gel Pad - Left	
107592-99-0	4"x13" Corpus Arm w/ Permobil Gel Pad - Left	
107594-99-0	4"x16" Corpus Arm w/ Permobil Gel Pad - Left	
107596-99-0	4"x18" Corpus HD Arm w/ Permobil Gel Pad - Left	
108860-99-0	Moldable Forearm Support - Left <i>11.3"L x 5"W. Not compatible with armrest pouch, trays (except Small Tray) or the VS Chest Support.</i>	
108862-99-0	Contoured Hand Pad Medium - Left <i>6.4"L x 5.5" W. For use with Moldable Forearm Supports only. Not compatible with Slimline or Fixed joystick mounts or Adjustable Height Panel Bracket.</i>	
108864-99-0	Contoured Hand Pad Large - Left <i>7.7"L x 6.1" W. For use with Moldable Forearm Supports only. Not compatible with Slimline or Fixed joystick mounts or Adjustable Height Panel Bracket.</i>	

OPTIONAL ITEMS:

Part Number	Description	Price AUD
105463-99-0	Corpus Arm Trough Adapter 1" - Pair <i>For aftermarket armrest pads. Please indicate below if they should be installed or on chair sent as parts. Please Note: Medial Swivel must be must be locked (I10645 & I10646) when selecting this option.</i>	
105462-99-0	Corpus Arm Trough Adpater 7/8" - Pair <i>For aftermarket armrest pads. Please indicate below if they should be installed or on chair sent as parts. Please Note: Medial Swivel must be must be locked (I10645 & I10646) when selecting this option.</i> Install Arm Trough Adapters: _____ Send Arm Trough Adapters as Parts: _____	
107339-99-0	Armrest Pouch - Right	
107338-99-0	Armrest Pouch - Left	
107840-99-0	UT Armrest Side Support - Right Outer <i>Includes 2"T x 6.5"W tapered pad.</i>	
107863-99-0	UT Armrest Side Support - Left Outer <i>Includes 2"T x 6.5"W tapered pad.</i>	
107864-99-0	UT Armrest Side Support - Right Inner <i>Includes 2"T x 6.5"W tapered pad. May require an increase to the width between the armrests to ensure armrests will flip-up.</i>	
107865-99-0	UT Armrest Side Support - Left Inner <i>Includes 2"T x 6.5"W tapered pad. May require an increase to the width between the armrests to ensure armrests will flip-up.</i>	
107839-99-0	UT Elbow Support - Right <i>Must also select PN I10881.</i>	
107838-99-0	UT Elbow Support - Left <i>Must also select PN I10882.</i>	
10881	Adjustable Elbow Support Hardware - Right	
10882	Adjustable Elbow Support Hardware - Left	

Legrest Options

CORPUS LEGREST OPTIONS:

Part Number	Description	Price AUD
	CHOOSE LEGREST TYPE:	
107763-99-0	Corpus Manual Elevating Legrest	No Charge
107757-99-0	Corpus Power Elevating Legrest - 170° <i>Includes mechanical articulation.</i>	



Legrest Options

CORPUS LEGREST OPTIONS:

Part Number	Description	Price AUD
	CHOOSE FOOTPLATE STYLE:	
11197	2pc Narrow Corpus Footplates 9"D x 6"W	No Charge
11196	2pc Wide Corpus Footplates - 9"D x 7.5"W	
106760-99-0	1pc Narrow Corpus Footpl - 9.75"D x 12.5"W <i>Footplate is 12.5"W in front, 8"W in back.</i>	
	CALF SUPPORT OPTIONS:	
105252-99-0	UT Calf Support Kit (B) w Mesh Cover & Adj Hardware <i>3.5"W x 4.5"T Pad.</i>	No Charge
105258-99-0	UT Calf Support Kit (J) w Mesh Cover & Adj Hardware <i>5"W x 6.5"T Pad.</i>	No Charge
105250-99-0	UT Calf Support Kit (A) w Mesh Cover & Adj Hardware <i>5.5"W x 6"T Pad.</i>	No Charge
105256-99-0	UT Calf Support Kit (H) w Mesh Cover & Adj Hardware <i>7"W x 7"T Curved Pad.</i>	
105254-99-0	UT Calf Support Kit (D) w Mesh Cover & Adj Hardware <i>8"W x 8"T Pad.</i>	

CORPUS VS LEGREST OPTIONS (FOR SELECT ACTIVE REACH PACKAGES):

Part Number	Description	Price AUD
	CORPUS VS LEGREST AND KNEE SUPPORT:	
	<i>NOTE: The Corpus VS Legrest is only available with 20°, 30° and 45° of Active Reach.</i>	
107758-99-0	Corpus VS Power Elevating Legrest - 180° <i>Includes power articulation.</i>	
107038-99-0	Knee Support - Corpus VS <i>Select when ordering Corpus VS Legrest. Must also select I11129.</i>	
11129	Adj Removable Knee Support Hardware (1 Each)	
	CHOOSE FOOTPLATE STYLE:	
11198	2pc Narrow Corpus VS Footplates - 9"D x 6"W	No Charge
	CALF SUPPORT OPTIONS:	
107211-99-0	VS Calf Support Kit (J) w Mesh Cover & Adj Hardware <i>5"W x 6.5"T Pad. Compatible with footplate heights of 10" - 18".</i>	No Charge
106190-99-0	VS Calf Support Kit (A) w Mesh Cover & Adj Hardware <i>5.5"W x 6"T Pad. Compatible with footplate heights of 10" - 18".</i>	No Charge
106188-99-0	VS Calf Support Kit (H) w Mesh Cover & Adj Hardware <i>7"W x 7"T Curved Pad. Compatible with footplate heights of 11" - 18".</i>	
106186-99-0	VS Calf Support Kit (D) w Mesh Cover & Adj Hardware <i>8"W x 8"T Pad. Compatible with footplate heights of 12" - 18".</i>	

FOOTPLATE HEIGHT POSITION:

Part Number	Description	Price AUD
	SET FOOTPLATE HEIGHT AT: _____	
	<i>This is measured from the SEAT PAN to the top of the FOOTPLATE, when the legrest assembly is at 90°. DO NOT INCLUDE CUSHION THICKNESS IN YOUR MEASUREMENT. In one inch increments, please indicate desired footplate height. NOTE: Corpus footplate height range is 6"-17" and Corpus VS height range is 9"-17". Height may need to be reduced for shipping. Calf Pads are not available at heights less than 9".</i>	

OPTIONAL ITEMS:

Part Number	Description	Price AUD
106530-99-0	Stealth Gel Pads - Narrow Footplates (Pair)	



Legrest Options

OPTIONAL ITEMS:

Part Number	Description	Price AUD
106225-99-0	Stealth Gel Pads - Wide Footplates (Pair)	

Accessories

MUST CHOOSE POSITIONING BELT:

Part Number	Description	Price AUD
<input checked="" type="checkbox"/> 104518-99-0	NOTE: See supplemental order form for more Bodypoint options. Bodypoint Non-Padded Hip Belt - Medium	No Charge

CHOOSE ONE OF THE FOLLOWING:

Part Number	Description	Price AUD
107470-99-0	Permobil 7"W Headrest w/ Link Hardware <i>Must also select I107480-99-0 or I108721-99-0.</i>	
107469-99-0	Permobil 10"W Headrest w/ Link Hardware <i>Must also select I107480-99-0 or I108721-99-0.</i>	
107468-99-0	Permobil 14"W Headrest w/ Link Hardware <i>Must also select I107480-99-0 or I108721-99-0.</i>	
107480-99-0	Adj/Removable Headrest Link Hardware - Standard	
108721-99-0	Adj/Removable BodiLink Headrest Hardware Max8 <i>Must be selected when ordering any of the Swing Away Chin Boom assemblies.</i>	
11305	Swing Away Egg Switch Assembly <i>Mount on Upper Left: _____ Mount on Upper Right: _____</i>	
11306	Swing Away Microlight Assembly <i>Mount on Upper Left: _____ Mount on Upper Right: _____</i>	
11307	Swing Away Facial Pad Assembly 4"L x 2"T <i>Mount on Upper Left: _____ Mount on Upper Right: _____</i>	
11308	Swing Away Facial Pad Assembly 6"L x 2"T <i>Mount on Upper Left: _____ Mount on Upper Right: _____</i>	
11276	Provide Headrest Receiver for AGILITY Backrest <i>Select for AGILITY backs and third party backs ordered off chair.</i>	No Charge
106331-99-0	Permobil 10"W Headrest, Leatherette <i>Not available with ROHO AGILITY Back Systems. Must also select PN I10552.</i>	
10552	Adj/Removable Headrest Hardware	
107499-99-0	Universal Headrest Adapter <i>Please Note: Recline is limited to 160° or less (depending on backrest height) when ordering a Universal Headrest Adapter on a 23" or 24" tall Corpus backrest.</i>	

OPTIONAL ITEMS:

Part Number	Description	Price AUD
103070-99-0	UT Amp. Support Pad (H) w/ Mesh Cover - (1 Each) <i>7"W x 7"T Curved Pad. Must also select PN I10553.</i>	
103071-99-0	UT Amp. Support Pad (D) w/ Mesh Cover - (1 Each) <i>8"W x 8"T Flat Pad. Must also select PN I10553.</i>	
10553	Adj Removable - Amp Support Hardware (1 Each) <i>Please indicate if you would like the amputation support mounted on the right or left side of the seat frame: Mount Amp Suppt on Left: _____ Mount Amp Suppt on Right: _____</i>	
109040-99-0	BodiLink Premium LPTS Pad (B), Stretch-Air - Pair <i>4.5"W x 3.5"T Pad w/additional foam insert and Stretch-Air cover. Must also select BodiLink LPTS Mounting Hardware.</i>	



Accessories

OPTIONAL ITEMS:

Part Number	Description	Price AUD
109043-99-0	BodiLink Premium LPTS Pad (A), Stretch-Air - Pair <i>6"W x 5.5"T Pad w/additional foam insert and Stretch-Air cover. Must also select BodiLink LPTS Mounting Hardware.</i>	
109041-99-0	BodiLink Premium LPTS Pad (C), Stretch-Air - Pair <i>8"W x 3.5"T Pad w/additional foam insert and Stretch-Air cover. Must also select BodiLink LPTS Mounting Hardware.</i>	
109042-99-0	BodiLink Premium LPTS Pad (G), Stretch-Air - Pair <i>12"W x 3.5"T Pad w/additional foam insert and Stretch-Air cover. Must also select BodiLink LPTS Mounting Hardware.</i>	
109044-99-0	Adj/Removable BodiLink LPTS Hdwr Med Corpus Pair <i>Medium TT Power Mount hardware can be extended upward to clear cushions of 3-5.5" thick.</i>	
109194-99-0	Adj/Removable Lateral Thigh/Hip Hardware - Pair	
106762-99-0	Abductor Kit Corpus - Leatherette <i>Must also select PN I10555.</i>	
10555	Adj Removable - Abductor Hardware (1 Each)	
105260-99-0	Transfer Handles, Corpus Seat	
105292-99-0	Push Handles, Corpus Seat	
106210-99-0	RAM Self-Leveling Cup Holder	
106806-99-0	RAM X-Grip Phone Holder	
107100-99-0	RAM X-Grip 10" Tablet Holder w/Swing Away Mount <i>Compatible with most 10" screen tablets with or without a protective case. Includes adjustable swing away mount (I103476-99-0). Note: Customization may be required if ordered along with an Omni.</i>	
107222-99-0	USB Charger <i>Provides up to 1.5A (at 5V) to charge most smartphones and tablets. The charger features an isolated circuit design for improved safety; and by pulling power from the ICS, prevents battery drainage when the chair is powered off. Includes mounting hardware and ICS connector. Keep in mind charger may need to be relocated with some configurations. Mount on left armrest: _____ Mount on right armrest: _____</i>	
105805-99-0	Medical Necessities Bag Hooks <i>Please Note: Recline is limited to 165° or less (depending on backrest height) when ordering with 23" or 24" tall Ergo backrest. Custom required if ordered with a ROHO AGILITY backrest. May ship as a part at shorter backrest heights.</i>	
102059-99-0	Medical Necessities Bag <i>Includes hardware to attach bag to backrest. Please Note: Recline is limited to 165° or less (depending on backrest height) when ordering with a 23" or 24" tall Ergo backrest. Custom required if ordered with a ROHO AGILITY backrest.</i>	
105262-99-0	Joystick Cutout Tray - 16" W <i>Must also select PN I10556.</i>	
105263-99-0	Joystick Cutout Tray - 18" W <i>Must also select PN I10556.</i>	
10843	Small Angle Adjustable Tray <i>Must also select PN I10556.</i> <i>Mount on Left: _____ Mount on Right: _____</i>	
10556	Adj Removable - Tray Hardware (1 Each)	
108230-99-0	Permobil Adjustable Tray - 13"W	
108228-99-0	Permobil Adjustable Tray - 15"W	
108227-99-0	Permobil Adjustable Tray - 17"W	
108229-99-0	Permobil Adjustable Tray - 19"W	
108232-99-0	Permobil Tray Hardware Right Side Adjustable	
108233-99-0	Permobil Tray Hardware Left Side Adjustable	
105224-99-0	Oxygen Holder, Corpus	
105223-99-0	Crutch Holder, Corpus	



Alternative Drive Systems

ALTERNATIVE PROPORTIONAL JOYSTICK SYSTEMS:

Part Number	Description	Price AUD
103893-99-0	Compact Joystick for Omni - (9-pin connector) <i>Operating Force = 220 g Neutral to Full Deflection = 28mm Joystick includes two 3.5mm mono jacks for Mode and On/Off. Includes Standard Joystick Knob and 1.75" (42mm) Foam Ball Knob.</i>	
103894-99-0	Compact Joystick LITE for Omni - (9-pin connector) <i>Operating Force = 50 g Neutral to Full Deflection = 17mm Joystick includes two 3.5mm mono jacks for Mode and On/Off. Includes Standard Joystick Knob and 1.75" (42mm) Foam Ball Knob.</i>	

ALT PROPORTIONAL JOYSTICK MOUNTING HARDWARE:

Part Number	Description	Price AUD
	NOTE: <i>Please see the PERMOfix Mounting Solutions, within the Alt Drive Accessories section, for additional mounting options. The Swing Away Chin Boom Assemblies are Compatible with Permobil Headrests I107470-99-0, I107469-99-0 or I107468-99-0 and must be selected with I108721-99-0.</i>	
107946-99-0	Swing Away Chin Boom Assm for Compact Lite - Left	
107948-99-0	Swing Away Chin Boom Assm for Compact Lite - Right	
107857-99-0	Swing Away Chin Boom Assm for Mini Joystick - Left	
107947-99-0	Swing Away Chin Boom Assm for Mini Joystick - Right	
104690-99-0	Alt. JS Swing Away Mount Kit - Armrest <i>Mount in front of Left Arm: _____ Mount in front of Right Arm: _____</i>	
107135-99-0	Alt JS/Omni Combo Swing Away Mount Kit - Armrest <i>Used to mount Omni and Alternative Proportional Joystick to the same armrest. Includes Swing Away Omni/Tablet Mount, with a longer mounting rod, two PERMOfix modules, one 3" rod and one 4" rod.</i> <i>Mount in front of Left Arm: _____ Mount in front of Right Arm: _____</i>	
104143-99-0	Alt. JS Adjustable Mount Kit - Chin Boom <i>Swing-Away / Removable Chin Boom mounted on right of backrest shell. Custom charge may be applied if ordering lower backrest heights.</i>	
10752	Haims Harness for Chin Control Mount, Large <i>For neck width up to 19cm.</i>	
10753	Haims Harness for Chin Control Mount, Small <i>For neck width up to 14cm.</i>	

ALT PROPORTIONAL JOYSTICK ACCESSORIES:

Part Number	Description	Price AUD
104904-99-0	Dual Switches for Compact Joystick - Fixed Mount <i>Includes two pushbutton switches mounted on rigid arms. Switches set-up for Mode & On/Off function. Switch operation force = 130 g</i> <i>Mount at front of Joystick: _____ Mount at rear of Joystick: _____</i> <i>Mount at left of Joystick: _____ Mount at right of Joystick: _____</i>	
104641-99-0	Dual Switches for Compact Joystick - Gooseneck Mnt <i>Includes two pushbutton switches mounted on adjustable gooseneck arms. Switches are positioned on Left and Right sides of Compact Joystick. Switches set-up for Mode & On/Off function. Switch operation force = 130 g</i>	

SIP & PUFF SYSTEMS:

Part Number	Description	Price AUD
10573	Sip & Puff System for Omni <i>Requires Omni Control Module. Includes breath tube kit.</i>	
10574	Sip & Puff System with Fiber Optic Opti-Stop <i>Requires Omni Control Module. Includes breath tube kit.</i>	



Alternative Drive Systems

SIP & PUFF SYSTEMS:

Part Number	Description	Price AUD
106807-99-0	Sip & Puff Kit for Total Control Head Array <i>For use with Total Control Head Array. Requires Omni Control Module. Includes breath tube kit.</i>	
10762	Adjustable Mounting Hrdw - Sip & Puff <i>Required when selecting PN I10573, I10574 or I106807-99-0.</i>	

PROPORTIONAL FOOT CONTROL:

Part Number	Description	Price AUD
10767	Proportional Foot Control <i>Not available with Active Reach Packages. Mount on Left: _____ Mount on Right: _____</i>	
10766	Adjustable Mounting Hrdw - Foot Control <i>Required when selecting PN I10767.</i>	

Total Control Head Array

CONFIGURE HEAD ARRAY:

Part Number	Description	Price AUD
109558-99-0	Permobil Total Control Head Array <i>Features an occipital pad sensor and two lateral arms configured with proximity sensors. Must select swing away hardware and mounting hardware below to complete assembly. Choose additional sensors/switches, including mode switch, from options below. ESP recommended. Choose Omni Control Module separately.</i>	
11575	Swing Away Hardware for Side Sensor - Left	
11576	Swing Away Hardware for Side Sensor - Right	
11072	Program Head Array as a 5-Switch System <i>Select additional arms/sensors below and indicate the intended use of each sensor in the Notes & Comments section. Choose Omni Control Module separately.</i>	No Charge
	CHOOSE HEAD ARRAY MOUNT HARDWARE (REQUIRED):	
109563-99-0	Adj/Removable BodiLink HA Hdwr - MAX 8	
109564-99-0	Adj/Removable BodiLink HA Hdwr - MAX 8 Flip Down <i>Features flip-down joint that allows head array to swing back 120° away from user's head.</i>	
	SELECT ADDITIONAL LEFT ARM PACKAGE (OPTIONAL):	
11061	Add Left Lateral Arm w Proximity Sensor	
11602	Add Left Lateral Arm w Egg Switch	
11603	Add Left Lateral Arm w Pad (No Sensor or Switch)	
	SELECT ADDITIONAL RIGHT ARM PACKAGE (OPTIONAL):	
11604	Add Right Lateral Arm w Proximity Sensor	
11605	Add Right Lateral Arm w Egg Switch	
11606	Add Right Lateral Arm w Pad (No Sensor or Switch)	



Alt Drive Systems Setup

CHOOSE OMNI (REQUIRED):

Part Number	Description	Price AUD
108500-99-0	Omni2 Control Module for R-net - Corpus <i>Two-section design features 3.5" VGA high resolution display, USB charger port, built in IR control and integrated Bluetooth technology for control of up to 4 Bluetooth devices. Must also select mounting hardware below. Please specify which type of alternative drive input device you will be using. Input Device: _____</i>	
103476-99-0	Adjustable Swing-Away Hardware - Omni/Tablet <i>Mount in front of Left Arm: _____ Mount in front of Right Arm: _____</i>	

CHOOSE MOUNTING POSITION OF SEAT CONTROL SWITCHBOX:

Part Number	Description	Price AUD
10080	Mount Seat Control Switchbox on Backrest	No Charge

Alt Drive Accessories

PERMOFIX MOUNTING SOLUTIONS:

Part Number	Description	Price AUD
106655-99-0	PERMOfix UniTrack Fixed Mount Kit <i>Includes two base joints, two 4" rods and one 8" rod.</i>	
106656-99-0	PERMOfix UniTrack Removable Mount Kit <i>Includes quick release mount and thigh support hardware, two base joints and three different length rods.</i>	
106657-99-0	PERMOfix UniTrack Swing Away Mount Kit <i>Includes PERMOfix Swing Away module, two base joints, one 2" rod and one 4" rod.</i>	
105907-99-0	Proximity Sensor + Swivel Assm - Not Mounted <i>Only available with the Total Control Head Array. Swivel assembly allows sensor to be mounted with PERMOfix or directly to lateral arm of Total Control Head Array. Since Proximity Sensors require power, they CANNOT be used as On/Off switches.</i>	
105919-99-0	Egg Switch + Swivel Mount Assm - Not Mounted <i>Swivel assembly allows switch to be mounted with PERMOfix or directly to lateral arm of Total Control Head Array.</i>	
105912-99-0	Solid Lateral Pad+Swivel Joint - Not Mounted <i>Swivel assembly allows pad to be mounted with PERMOfix or directly to lateral arm of Total Control Head Array.</i>	
106675-99-0	Oval Plate + Swivel Assm - No Switch - Not Mounted <i>Blank plate provides mounting option for Micro Lite, Buddy Button or other switch options. Swivel assembly allows pad to be mounted with PERMOfix or directly to lateral arm of Total Control Head Array.</i>	

OPTIONAL ITEMS:

Part Number	Description	Price AUD
101769-99-0	Microlight Switch Qty: _____	
101767-99-0	Buddy Button Qty: _____	
106293-99-0	Egg Switch Black Qty: _____	
101771-99-0	Mini Cup Switch Qty: _____	
107500-99-0	Proximity Switch Qty: _____	
107495-99-0	Mini Joystick 5 Switch OC for Omni - (9-pin)	
10772	Dome Switch, Backrest Mnt w Gooseneck Qty: _____ <i>Mount on Left: _____ Mount on Right: _____</i> <i>Mounts on top of backrest shell. Custom charge may be applied if ordering with short backrest heights. Kit Includes: One PERMOfix joint with Flat Plate, two PERMOfix joints with 45° swivel adjustment, one 150mm rod, one 200mm rod and one 225mm gooseneck switch with 1.2m cable and mounting clamp.</i>	



Alt Drive Accessories

OPTIONAL ITEMS:

Part Number	Description	Price AUD
10846	Dome Switch, Backrest Swg Awy Mnt w Gsneck Qty: _____ Mount on Left: _____ Mount on Right: _____ w 90° Swing-Away Function. Mounts at top of back. Custom charge applies if ordered with short back. Kit Includes: One PERMOfix joint with Flat Plate, one PERMOfix joint with 45° swivel adjustment, two 6" rods, one 90° Swing-Away joint, one 9"	
105935-99-0	3.5mm Ext. Cable for Sensor/Switch, 0.3m Long	
105931-99-0	3.5mm Ext. Cable for Sensor/Switch, 1m Long	
105932-99-0	3.5mm Ext. Cable for Sensor/Switch, 2m Long	
105933-99-0	3.5mm Ext. Cable for Sensor/Switch, 3m Long	
105934-99-0	3.5mm Y-splitter Cable for Sensor/Switch Allows two Proximity Sensors/Mechanical Switches to connect to the same direction jack.	

Additional Order Instructions:

Chair Order Policy:

You are highly encouraged to contact Permobil Sales with ANY questions regarding proper completion of our order forms. The order cannot be processed without the following:

- A client name or code, the client's measurements, the client's weight
- The order form must also be signed by a person authorized by your company to acknowledge the items selected. Permobil is not responsible for configuration or size discrepancies resulting from customer errors on the order form.
- Order confirmations will be provided by Permobil summarizing the items selected. Please review this carefully.
- Once the order is shipped, any changes are subject to the returns policy and may be prohibited.

Order Acknowledgement:

I, _____, am an agent of the medical equipment provider named on this order form and I have the authority to contract for the purchase of powered wheelchairs and related parts on behalf of said provider. I acknowledge that I have reviewed this order and that it is complete and accurate to the best of my knowledge. I further acknowledge that any changes to this order after submission of this order form are subject to the returns policy and may carry additional charges.

Signed: _____

Printed Name: _____

Title: _____

Date: _____

NOTE: All specifications and prices are subject to change without notice. Please note that prices displayed are only valid if ordered with the wheelchair. Any parts ordered for service or future alterations will carry different pricing and warranty.



ROHO

CUSHIONS:

- R-1RxxH-CA-SR ROHO Single Valve, High Profile, Sensory Ready Cushion
- R-QSxxC ROHO Quadtro Select, High Profile Cushion
- R-1RHExxC-SR ROHO Hybrid Elite, Single Valve, Sensory Ready Cushion Size (W x D) _____ cells/inches
 - R-SMARTCHECK-01 SmartCheck Device (*Smart Series Cushion Required*)
 - R-COV-HDxx Standard/Select Series HD Cover
 - R-COV-HDHYxx Hybrid Elite HD Cover

BACKRESTS:

- R-AG6-xxAL-0 ROHO Agility Aluminium, Max Contour Backrest Size (W x H) _____ inches
 - R-HDWR-DMx Direct Mounting Hardware
 - 1834596 UT Rail for Headrest Mount – 14" Wide Agility
 - 1834448 UT Rail for Headrest Mount – 16"-20" Wide Agility

COMFORT COMPANY

CUSHIONS:

- CU-SV-xx Comfort Curve Cushion
 - M2-FQA-xx M2 Anti-Thrust Cushion
 - EM-FQA-xx Acta-Embrace Anti-Thrust Cushion
- Size (W x D) _____ inches

BACKRESTS:

- AE-BSxWxL Acta-Embrace Backrest
 - AR-BSxWxL Acta-Relief Backrest
 - Q-COMPASS Compass 2-Point Quick Release Hardware
 - Q-COMPASS4 Compass 4-Point Quick Release Hardware
 - PMB-PERMOBIL Permobil Power Mount
- Size (W x H) _____ inches

HEADREST:

BodiLink Premium Head Support Pad (No Cover)

- BL-HSP2-xWxL
 - 6"W x 3"L
 - 8"W x 4"L
 - 10"W x 5"L
 - 12"W x 5"L
 - 14"W x 5"L
 - 18"W x 5"L

BodiLink Premium Head Support Pad Cover

- BL-HSP2-xWxL-CV-CT Comfort-Tek
- BL-HSP2-xWxL-CV-SA Stretch Air
- BL-HSP2-xWxL-CV-GW GlideWear

BodiLink PT Head Support Hardware Kit

- BL-HS-PT1RMMID6/Sx/PA PT Hardware, Removable, Mid 6, w/ Posterior A Mounting Block
 - BL-HS-PT1RMLAT6/Sx/PA PT Hardware, Removable, Lat 6, w/ Posterior A Mounting Block
 - BL-HS-PT1FDMID6/S7/PA *** PT Hardware, Flip-Down, Mid 6, w/ Posterior A Mounting Block
 - BL-HS-PT1FDLAT6/S7/PA *** PT Hardware, Flip-Down, Lat 6, w/ Posterior A Mounting Block
 - 3" Stem
 - 7" Stem
- *** Only compatible with a 7" stem

GlideWear
INNOVATIVE SKIN PROTECTION

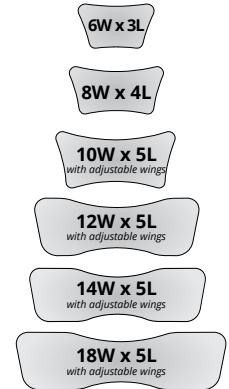
FOR SKIN PROTECTION & SHEAR REDUCTION. NOT FLUID RESISTANT.

COMFORT-TEK

FOR FLUID PROTECTION & AN EASILY CLEANED SURFACE.

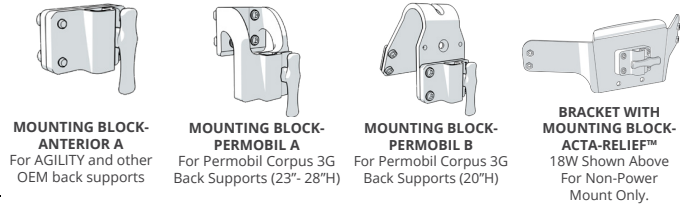
STRETCH-AIR

FOR PATIENT COMFORT & HEAT DISSIPATION.



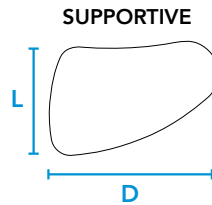


Additional PT Head Support Mounting Block	
<input type="checkbox"/> HS-MB-ANTA	Anterior A Mounting Block
<input type="checkbox"/> HS-MB-PW2A	Permobil A Mounting Block
<input type="checkbox"/> HS-MB-PW2B	Permobil B Mounting Block
<input type="checkbox"/> BL-HS-AR14W	Acta-Relief 14"W Mounting Block
<input type="checkbox"/> BL-HS-AR16W	Acta-Relief 16"W Mounting Block
<input type="checkbox"/> BL-HS-AR18W	Acta-Relief 18"W Mounting Block
<input type="checkbox"/> BL-HS-AR20W	Acta-Relief 20"W Mounting Block



LATERAL SUPPORTS:

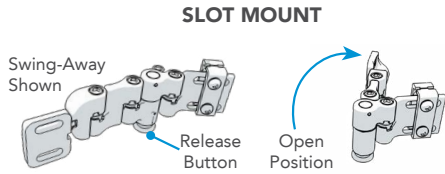
BodiLink Premium Lateral Support Pad, Moldable, Supportive	
Left	Right
<input type="checkbox"/> BL-LTSP2S-xLxD-LH	<input type="checkbox"/> BL-LTSP2S-xLxD-RH
<input type="checkbox"/> 3"L x 4"D	<input type="checkbox"/> 3"L x 4"D
<input type="checkbox"/> 3"L x 5.5"D	<input type="checkbox"/> 3"L x 5.5"D
<input type="checkbox"/> 4"L x 5"D	<input type="checkbox"/> 4"L x 5"D
<input type="checkbox"/> 4"L x 6.5"D	<input type="checkbox"/> 4"L x 6.5"D
<input type="checkbox"/> 5"L x 6.5"D	<input type="checkbox"/> 5"L x 6.5"D
<input type="checkbox"/> 6"L x 6.5"D	<input type="checkbox"/> 6"L x 6.5"D



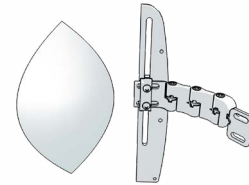
GlideWear <small>ADVANCED SKIN PROTECTION</small>	FOR SKIN PROTECTION & SHEAR REDUCTION. NOT FLUID RESISTANT.
COMFORT-TEK	FOR FLUID PROTECTION & AN EASILY CLEANED SURFACE.
STRETCH-AIR	FOR PATIENT COMFORT & HEAT DISSIPATION.

BodiLink Premium Lateral Support Pad Cover			
Left		Right	
<input type="checkbox"/> BL-LTSP2S-xLxDLH-CV-CT	Comfort-Tek with Foam	<input type="checkbox"/> BL-LTSP2S-xLxDRH-CV-CT	Comfort-Tek with Foam
<input type="checkbox"/> BL-LTSP2S-xLxDLH-CV-SA	Stretch Air with Foam	<input type="checkbox"/> BL-LTSP2S-xLxDRH-CV-SA	Stretch Air with Foam
<input type="checkbox"/> BL-LTSP2S-xLxDLH-CV-GW	GlideWear with Foam	<input type="checkbox"/> BL-LTSP2S-xLxDRH-CV-GW	GlideWear with Foam

BodiLink GT2 Swing Away Lateral Support Hardware			
Left		Right	
<input type="checkbox"/> BL-LTS-GT2SAS-LH	Slot Mount for Acta-Embrace	<input type="checkbox"/> BL-LTS-GT2SAS-RH	Slot Mount for Acta-Embrace
<input type="checkbox"/> BL-LTS-GT2SAK-LH	Slot Mount for Acta-Relief	<input type="checkbox"/> BL-LTS-GT2SAK-RH	Slot Mount for Acta-Relief
<input type="checkbox"/> BL-LTS-GT2SAPW2-LH	Slot Mount for Corpus	<input type="checkbox"/> BL-LTS-GT2SAPW2-RH	Slot Mount for Corpus

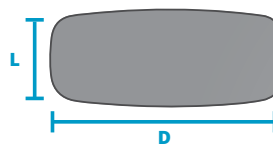


PERMOBIL® POWER MOUNT
For Permobil® Corpus® 3G Seating



THIGH SUPPORTS:

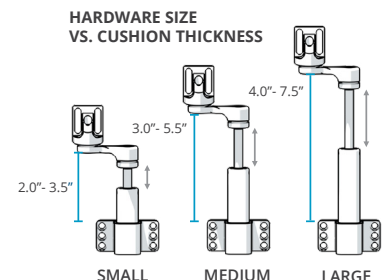
BodiLink Premium Thigh Support Pad, Moldable	
Left	Right
<input type="checkbox"/> BL-LPTSP2Z-xLxD-LH	<input type="checkbox"/> BL-LPTSP2Z-xLxD-RH
<input type="checkbox"/> 3.5"L x 4"D	<input type="checkbox"/> 3.5"L x 4"D
<input type="checkbox"/> 3.5"L x 8"D	<input type="checkbox"/> 3.5"L x 8"D
<input type="checkbox"/> 3.5"L x 12"D	<input type="checkbox"/> 3.5"L x 12"D
<input type="checkbox"/> 5.5"L x 6"D	<input type="checkbox"/> 5.5"L x 6"D



GlideWear <small>ADVANCED SKIN PROTECTION</small>	FOR SKIN PROTECTION & SHEAR REDUCTION. NOT FLUID RESISTANT.
COMFORT-TEK	FOR FLUID PROTECTION & AN EASILY CLEANED SURFACE.
STRETCH-AIR	FOR PATIENT COMFORT & HEAT DISSIPATION.

BodiLink Premium Thigh Support Pad Cover			
Left		Right	
<input type="checkbox"/> BL-LPTSP2Z-xLxD-LH-CVC	Comfort-Tek	<input type="checkbox"/> BL-LPTSP2Z-xLxD-RH-CVC	Comfort-Tek
<input type="checkbox"/> BL-LPTSP2Z-xLxD-LH-CVS	Stretch Air	<input type="checkbox"/> BL-LPTSP2Z-xLxD-RH-CVS	Stretch Air
<input type="checkbox"/> BL-LPTSP2Z-xLxD-LH-CVG	GlideWear	<input type="checkbox"/> BL-LPTSP2Z-xLxD-RH-CVG	GlideWear

BodiLink TT Thigh Support Hardware			
Left		Right	
<input type="checkbox"/> BL-LPTS-TT1RMPWL1-LH	Small	<input type="checkbox"/> BL-LPTS-TT1RMPWL1-RH	Small
<input type="checkbox"/> BL-LPTS-TT1RMPWL2-LH	Medium	<input type="checkbox"/> BL-LPTS-TT1RMPWL2-RH	Medium
<input type="checkbox"/> BL-LPTS-TT1RMPWL3-LH	Large	<input type="checkbox"/> BL-LPTS-TT1RMPWL3-RH	Large





BodiLink TT Thigh Support Mounting Block <i>(Must be Selected if Ordering TT Thigh Support Hardware)</i>			
Left		Right	
<input type="checkbox"/> LPTS-TT1-PW2	Permobil Mount	<input type="checkbox"/> LPTS-TT1-PW2	Permobil Mount

BODYPOINT

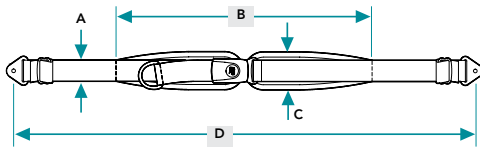
LOWER BODY POSITIONING:

Pull Type	Size	2-Point Padded Hip Belts w/ Cinch Mount				
		Push-Button	Side-Release	Rehab Latch	Swivel Buckle	Small Push Button
Centre-Pull	S32		<input type="checkbox"/> BP-HB215-S32-B2		<input type="checkbox"/> BP-HB275-S32-B2	<input type="checkbox"/> BP-HB235-S32-B2
	S38		<input type="checkbox"/> BP-HB215-S38-B2		<input type="checkbox"/> BP-HB275-S38-B2	<input type="checkbox"/> BP-HB235-S38-B2
	M36	<input type="checkbox"/> BP-HB205-M36-B2	<input type="checkbox"/> BP-HB215-M36-B2	<input type="checkbox"/> BP-HB225-M36-B2	<input type="checkbox"/> BP-HB275-M36-B2	
	M46	<input type="checkbox"/> BP-HB205-M46-B2	<input type="checkbox"/> BP-HB215-M46-B2	<input type="checkbox"/> BP-HB225-M46-B2	<input type="checkbox"/> BP-HB275-M46-B2	
	L62	<input type="checkbox"/> BP-HB205-L62-B2	<input type="checkbox"/> BP-HB215-L62-B2	<input type="checkbox"/> BP-HB225-L62-B2		
	L82	<input type="checkbox"/> BP-HB205-L82-B2				
	L92	<input type="checkbox"/> BP-HB205-L92-B2				
Dual-Pull	S32		<input type="checkbox"/> BP-HB216-S32-B2			
	S38		<input type="checkbox"/> BP-HB216-S38-B2			
	M36		<input type="checkbox"/> BP-HB216-M36-B2			
	M46		<input type="checkbox"/> BP-HB216-M46-B2			
	L62		<input type="checkbox"/> BP-HB216-L62-B2			
Rear-Pull	S38		<input type="checkbox"/> BP-HB219-S38-B2			<input type="checkbox"/> BP-HB239-S38-B2
	M40	<input type="checkbox"/> BP-HB209-M40-B2	<input type="checkbox"/> BP-HB219-M40-B2	<input type="checkbox"/> BP-HB229-M40-B2		
	M46	<input type="checkbox"/> BP-HB209-M46-B2	<input type="checkbox"/> BP-HB219-M46-B2	<input type="checkbox"/> BP-HB229-M46-B2		

Pull Type	Size	4-Point Padded Hip Belts w/ Cinch Mount				
		Push-Button	Side-Release	Rehab Latch	Swivel Buckle	Small Push Button
Centre-Pull	S32		<input type="checkbox"/> BP-HB415-S32-B2			<input type="checkbox"/> BP-HB435-S32-B2
	S38		<input type="checkbox"/> BP-HB415-S38-B2		<input type="checkbox"/> BP-HB475-S38-B2	<input type="checkbox"/> BP-HB435-S38-B2
	M36	<input type="checkbox"/> BP-HB405-M36-B2	<input type="checkbox"/> BP-HB415-M36-B2	<input type="checkbox"/> BP-HB425-M36-B2	<input type="checkbox"/> BP-HB475-M36-B2	
	M46	<input type="checkbox"/> BP-HB405-M46-B2	<input type="checkbox"/> BP-HB415-M46-B2	<input type="checkbox"/> BP-HB425-M46-B2	<input type="checkbox"/> BP-HB475-M46-B2	
	L62	<input type="checkbox"/> BP-HB405-L62-B2	<input type="checkbox"/> BP-HB415-L62-B2	<input type="checkbox"/> BP-HB425-L62-B2		
Dual-Pull	S32		<input type="checkbox"/> BP-HB416-S32-B2			
	S38		<input type="checkbox"/> BP-HB416-S38-B2			
	M36		<input type="checkbox"/> BP-HB416-M36-B2			
	M46		<input type="checkbox"/> BP-HB416-M46-B2			
	L62		<input type="checkbox"/> BP-HB416-L62-B2			
Rear-Pull	S38		<input type="checkbox"/> BP-HB419-S38-B2			<input type="checkbox"/> BP-HB439-S38-B2
	M40	<input type="checkbox"/> BP-HB409-M40-B2	<input type="checkbox"/> BP-HB419-M40-B2	<input type="checkbox"/> BP-HB429-M40-B2		
	M46	<input type="checkbox"/> BP-HB409-M46-B2	<input type="checkbox"/> BP-HB419-M46-B2	<input type="checkbox"/> BP-HB429-M46-B2		

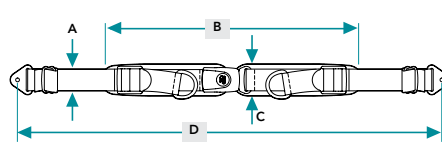
Size	EvoFlex Belts			
	Push-Button	Rehab Latch	Swivel Buckle	Small Push Button
S38			<input type="checkbox"/> BP-EB275-S38	<input type="checkbox"/> BP-EB235-S38
M46	<input type="checkbox"/> BP-EB205-M46	<input type="checkbox"/> BP-EB225-M46	<input type="checkbox"/> BP-EB275-M46	
L62	<input type="checkbox"/> BP-EB205-L62	<input type="checkbox"/> BP-EB225-L62		

Mounting Hardware
<input type="checkbox"/> BP-HKA6-12MM-1 – 6mm T-Slot Fastener Kit



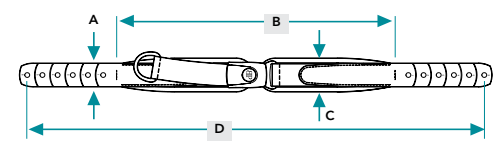
Center-Pull and Dual-Pull Hip Belts

Size	A	B	C	D
S32	2.5cm (1")	32cm (12-1/2")	4.5cm (1-3/4")	117cm (46")
S38	2.5cm (1")	38cm (15")	5cm (2")	117cm (46")
M36	4cm (1-1/2")	36cm (14")	5.5cm (2-1/4")	130cm (51")
M46	4cm (1-1/2")	46cm (18")	5.5cm (2-1/4")	142cm (56")
L62	5cm (2")	62cm (24-1/2")	7cm (2-3/4")	155cm (61")
L82	5cm (2")	82cm (32")	9cm (3-1/2")	206cm (81")
L92	5cm (2")	92cm (36")	10cm (4")	206cm (81")



Rear-Pull Hip Belts

Size	A	B	C	D
S38	2.5cm (1")	38cm (15")	5cm (2")	117cm (46")
M40	4cm (1-1/2")	40cm (15-3/4")	5.5cm (2-1/4")	142cm (56")
M46	4cm (1-1/2")	46cm (18")	5.5cm (2-1/4")	142cm (56")



Evoflex®

Size	A	B	C	D
S38	2.5cm (1")	38cm (15")	5cm (2")	63cm (24-3/4")
M46	4cm (1-1/2")	46cm (18")	5.5cm (2-1/4")	76cm (29-3/4")
L62	5cm (2")	62cm (24-1/2")	7cm (2-3/4")	96cm (37-3/4")

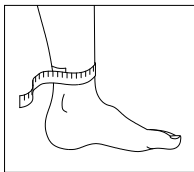


Ankle Huggers w Mounting Kit

- BP-FT240x
 - XS
 - S
 - M
 - L
 - XL

Ankle Huggers®

Measure circumference above ankle.



- XS 14–17cm (5-1/2–6-3/4")
- S 16.5–20cm (6-1/2–8")
- M 19–23.5cm (7-1/2–9-1/4")
- L 23–28cm (9–11")
- XL 26.5–33cm (10-1/2–13")

UPPER BODY POSITIONING:

Size	Multi-Directional Harnesses				
	Trimline (-B5 or -B6 only)	Pivot-Fit Standard (-B5 or -B6 only)	Pivot-Fit Dynamic (-B5 or -B6 only)	Stayflex Standard w/ Zipper (-B5 or -B6 only)	Stayflex Narrow w/ Zipper (-B5 or -B6 only)
XXS		<input type="checkbox"/> BP-SH290XXS-Bx	<input type="checkbox"/> BP-SH295XXS-Bx		
XS		<input type="checkbox"/> BP-SH290XS-Bx	<input type="checkbox"/> BP-SH295XS-Bx		
S	<input type="checkbox"/> BP-SH235S-Bx	<input type="checkbox"/> BP-SH290S-Bx	<input type="checkbox"/> BP-SH295S-Bx	<input type="checkbox"/> BP-SH350S-Bx	
M	<input type="checkbox"/> BP-SH235M-Bx	<input type="checkbox"/> BP-SH290M-Bx	<input type="checkbox"/> BP-SH295M-Bx	<input type="checkbox"/> BP-SH350M-Bx	<input type="checkbox"/> BP-SH360M-Bx
L	<input type="checkbox"/> BP-SH235L-Bx	<input type="checkbox"/> BP-SH290L-Bx	<input type="checkbox"/> BP-SH295L-Bx	<input type="checkbox"/> BP-SH350L-Bx	<input type="checkbox"/> BP-SH360L-Bx
XL		<input type="checkbox"/> BP-SH290XL-Bx	<input type="checkbox"/> BP-SH295XL-Bx	<input type="checkbox"/> BP-SH350XL-Bx	<input type="checkbox"/> BP-SH360XL-Bx

Size	Chest Straps		
	Universal Elastic Strap	Monoflex Underarm Release (-B1, -B2 or -B3 only)	Monoflex Front Release (-B1 or -B2 only)
XS		<input type="checkbox"/> BP-SH120XS-Bx	<input type="checkbox"/> BP-SH122XS-Bx
S	<input type="checkbox"/> BP-SP110S	<input type="checkbox"/> BP-SH120S-Bx	<input type="checkbox"/> BP-SH122S-Bx
M		<input type="checkbox"/> BP-SH120M-Bx	<input type="checkbox"/> BP-SH122M-Bx
L	<input type="checkbox"/> BP-SP110L	<input type="checkbox"/> BP-SH120L-Bx	<input type="checkbox"/> BP-SH122L-Bx
XL	<input type="checkbox"/> BP-SP110XL	<input type="checkbox"/> BP-SH120XL-Bx	<input type="checkbox"/> BP-SH122XL-Bx

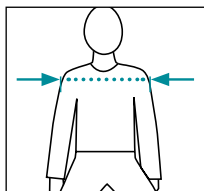
End Fittings
<input type="checkbox"/> B1 – Flat-Mount
<input type="checkbox"/> B2 – Cinch Mount
<input type="checkbox"/> B3 – Grommet Strap
<input type="checkbox"/> B5 – Plastic Flat-Mount
<input type="checkbox"/> B6 – Plastic Cinch-Mount

Shoulder Harness Strap Guides

- BP-HW100-150-2 Shoulder Harness Strap Guide, 150mm (6") Long w/ Fasteners
- BP-HW100-200-2 Shoulder Harness Strap Guide, 200mm (8") Long w/ Fasteners
 - BP-HW105S-1 Mounting Adaptor, Small w/ Fasteners
 - BP-HW105L-1 Mounting Adaptor, Large w/ Fasteners
 - BP-HW101P-1 Fastener Pack - Permobil

Stayflex™, PivotFit™ and Trimline Harnesses

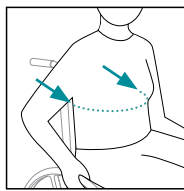
Measure the maximum width across the shoulders, at the deltoid muscles.



Size	Shoulder Width
XS	24–28cm (9-1/2–11")
S	28–33cm (11–13")
M	33–41cm (13–16")
L	41–48cm (16–19")
XL	48–56cm (19–22")
PivotFit™ Harness Only:	
XXS	21–24cm (8-1/4–9-1/2")

Monoflex™

Measure the trunk around the front and sides at the height at which the Monoflex™ will be worn.



Size	Pad Length	Pad Width	
		One-Piece Underarm Release	Two-Piece Center Release
XS	31cm (12-1/4")	7cm (2-3/4")	5.5cm (2-1/4")
S	39.5cm (15-1/2")	7.5cm (3")	6.5cm (2-1/2")
M	46.5cm (18-1/4")	10cm (4")	8cm (3-1/4")
L	54.5cm (21-1/2")	11.5cm (4-1/2")	9cm (3-1/2")
XL	62cm (24-1/2")	12.5cm (5")	9.5cm (3-3/4")

JOYSTICK AND MOUNTING SYSTEM:

Midline Arm Style	Armrest Mounting Clamp	Joystick Mounting Adaptor	
		R-Net	HMC
J-Shaped	Rail Mount	<input type="checkbox"/> BP-PC206-10J	<input type="checkbox"/> BP-PC207-10J
	Tube Mount	<input type="checkbox"/> BP-PC206-11J	<input type="checkbox"/> BP-PC207-11J
L-Shaped	Rail Mount	<input type="checkbox"/> BP-PC206-10L	<input type="checkbox"/> BP-PC207-10L
	Tube Mount	<input type="checkbox"/> BP-PC206-11L	<input type="checkbox"/> BP-PC207-11L
Straight	Rail Mount	<input type="checkbox"/> BP-PC206-10S	<input type="checkbox"/> BP-PC207-10S
	Tube Mount	<input type="checkbox"/> BP-PC206-11S	<input type="checkbox"/> BP-PC207-11S

Joystick Knob, 1/4 Diameter	
<input type="checkbox"/> BP-PC101B	3" U-Shaped
<input type="checkbox"/> BP-PC102B	4" U-Shaped
<input type="checkbox"/> BP-PC104B	6" Flex-Shaft
<input type="checkbox"/> BP-PC107B	Domed Rubber
<input type="checkbox"/> BP-PC110B	Grooved Mushroom



MO-VIS

JOYSTICKS:

Joystick Style	Connection	
	Omni	R-Net
Micro	<input type="checkbox"/> M-P002-51	<input type="checkbox"/> M-P002-52
Multi	<input type="checkbox"/> M-P002-61	<input type="checkbox"/> M-P002-62
All-Round	<input type="checkbox"/> M-P002-71	<input type="checkbox"/> M-P002-75
All-Round Light	<input type="checkbox"/> M-P002-72	<input type="checkbox"/> M-P002-76
All-Round Heavy Duty	<input type="checkbox"/> M-P002-73	<input type="checkbox"/> M-P002-77

Mounting Options	
<input type="checkbox"/> M-M002-25	All-Round Table Mounting Set
<input type="checkbox"/> M-M002-60	All-Round Joystick Mounting Set – 8mm
<input type="checkbox"/> M-M002-61	All-Round Joystick Mounting Set – 6mm
<input type="checkbox"/> M-PRSPS00001	All-Round Chin Control Set

SWITCHES:

Switch	Cable	Colour				
		Black	Red	Yellow	Blue	Green
Satellite Twister	Short	<input type="checkbox"/> M-P005-40	<input type="checkbox"/> M-P005-41	<input type="checkbox"/> M-P005-42	<input type="checkbox"/> M-P005-43	<input type="checkbox"/> M-P005-44
Twister Bended Tube	Long	<input type="checkbox"/> M-P005-50	<input type="checkbox"/> M-P005-51	<input type="checkbox"/> M-P005-52	<input type="checkbox"/> M-P005-53	<input type="checkbox"/> M-P005-54
	Short	<input type="checkbox"/> M-P005-60	<input type="checkbox"/> M-P005-61	<input type="checkbox"/> M-P005-62	<input type="checkbox"/> M-P005-63	<input type="checkbox"/> M-P005-64
Twister Basic	Long	<input type="checkbox"/> M-P005-70	<input type="checkbox"/> M-P005-71	<input type="checkbox"/> M-P005-72	<input type="checkbox"/> M-P005-73	<input type="checkbox"/> M-P005-74
	Short	<input type="checkbox"/> M-P005-15	<input type="checkbox"/> M-P005-16	<input type="checkbox"/> M-P005-17	<input type="checkbox"/> M-P005-18	<input type="checkbox"/> M-P005-19
Twister Button	Long	<input type="checkbox"/> M-P005-75	<input type="checkbox"/> M-P005-76	<input type="checkbox"/> M-P005-77	<input type="checkbox"/> M-P005-78	<input type="checkbox"/> M-P005-79
	Short	<input type="checkbox"/> M-P005-85	<input type="checkbox"/> M-P005-86	<input type="checkbox"/> M-P005-87	<input type="checkbox"/> M-P005-88	<input type="checkbox"/> M-P005-89
Twister Gooseneck	Long	<input type="checkbox"/> M-P018-20	<input type="checkbox"/> M-P018-21	<input type="checkbox"/> M-P018-22	<input type="checkbox"/> M-P018-23	<input type="checkbox"/> M-P018-24
Multi Switch		<input type="checkbox"/> M-P014-40				

CHIN BOOM:

<input type="checkbox"/> M-P031-22	Manual Swing 2G Arm Bundle Q2M
<input type="checkbox"/> M-P031-63	Multi Swing 2G Arm Bundle Rail

LAPSTACKER

<input type="checkbox"/> LS-XD-POWER-(PML)-A	Lapstacker XD
--	---------------

Additional Order Instructions: