



Supporting you

User Manual

Healthtec Electric Parallel Bars

MODEL NUMBER: 8040-30, 8040-35, 8040-40, 8040-50, 8040-60, 8040-80

SERIAL NUMBER:



The Healthtec Warranty

Healthtec offers a lifetime warranty on all our manufactured tables and a five year warranty on motors and foot switches from date of purchase. Original suppliers warranty applies.

ARTG 132667

© January 2025

1300 362 923
www.healthtec.com.au

TABLE OF CONTENTS

FORWARD	2
DISCLAIMER	2
PRODUCT SPECIFICATIONS	3
UNBOXING	4
OPERATING INSTRUCTIONS – HAND SWITCH & EMERGENCY BUTTON	5
OPERATING INSTRUCTIONS – BATTERY	6
MAINTENANCE	7
CLEANING	8
TROUBLE SHOOTING GUIDE	9
WARRANTY – OVERVIEW	10
WARRANTY – STRUCTURAL & PAINT	11
WARRANTY – PARTS	12
WARRANTY – ELECTRICAL	13
WARRANTY – ELECTRICAL	14
WARRANTY – UPHOLSTERY	15
WARRANTY CLAIM PROCESS	16

FORWARD

Congratulations on receiving your quality Healthtec™ equipment, proudly designed and manufactured in Australia.

This manual contains general information on how to unbox, operate and care for your equipment. Reading and following the instructions thoroughly will maximize the life and efficiency of your Healthtec™ equipment and aid in its safe operation.

SUPPORTING YOU

Should you have any questions about the content of this manual or our products in general, please call us on **1300 362 923**

DISCLAIMER

Healthtec Pty Ltd (Healthtec) prides itself on crafting a quality product, known for its reliability and safety. Healthtec takes no responsibility for any damage or harm that arises from improper operation and/or care of the equipment nor for any use for which the equipment was not intended.

The specifications put forth in this manual were in effect at the time of publication. However, due to Healthtec's policy of continuous improvement, changes to these specifications may be made at any time without any obligation on the part of Healthtec Pty Ltd.



Healthtec Pty Ltd
ABN 94 224 518 379
ARTG 132667

© January 2025



Supporting you


1300 362 923
www.healthtec.com.au

PRODUCT SPECIFICATION

The basic specifications are shown below and include:

- Dimensions in millimetres (mm)
- Range of movement in millimetres (mm) and degrees (°)
- Safe Working Load (SWL) is 200 KG per side

This diagram includes 8040-30, 8040-35, 8040-40, 8040-50, 8040-60 and 8040-80 models.




These specifications were in effect at the time of publication. However, due to Healthtec's policy of continuous improvement, changes to these specifications may be made at any time without any obligation on the part of Healthtec Pty Ltd.

UNBOXING

The table will arrive packaged in a cardboard carton.
To unbox follow the following steps.

1. Cut along the packaging tape to separate the top cardboard panel
2. Lift the Parallel Bars parts out of the box and place in a clear space on a level surface.
You may then discard of the packaging.

Refer to Installation Guides for specific Parallel Bars product length layout and fastener details.



OPERATING INSTRUCTIONS – HAND SWITCH & EMERGENCY BUTTON

WARNING

Do not operate electrical components of the table in the presence of flammable anaesthetics due to the risk of explosive ignition.

Hand Switch operation for Parallel Bar height adjustment

Press and hold the required hand switch tab until the desired height is reached then release your finger from the tab.



Red Button for battery ON/OFF and emergency stop.

In an emergency, press the red button to immediately turn the battery power off.

Rotate the red button in a clockwise direction (see arrows on the button) to activate the battery again.

The red button should be pressed in when not in use to save battery power and prevent unintended use.



OPERATING INSTRUCTIONS - BATTERY

WARNING

Do not operate electrical components of the table in the presence of flammable anaesthetics due to the risk of explosive ignition.

Battery

Battery pack uses traditional lead acid technology for high capacity and reliable performance. The robust snap system features a top mounted clip for ease of control box removal and mounting to the battery charger.

Battery Charger

Place the battery on top of the battery charger aligning metal connectors. Lift and release top mounted clip over the metal bracket.



Battery Care and Charging

Recommended charging times for batteries is approximately 5 hours. You should expect to get 40 cycles before charging again.

The green light diode indicates whether the charger is connected to mains power. The orange light diode indicates whether the battery is charging.



Battery Charger Operation

The Battery Charger unit can be wall mounted or it can sit vertically on a floor or a bench. It should be placed with background support when it is not mounted to a wall surface. IPX5 protection class is only applicable when mounted vertically.

Operating temperature is +5 °C to 40 °C with 20% to 80% relative humidity (non-condensing).

Mains power should be limited to the highest prospective short circuit current of 35 A with mains voltage of 100-240 V/50-60 Hz.


MAINTENANCE

MAINTENANCE

If the unit is located in an area where it is subject to extreme amounts of moisture, humidity or dust, the pins at pivot points and sliding surfaces should be cleaned and lubricated.

Lubrication intervals should be 10–12 weeks depending on use.

Recommended lubricant is CRC-TAC2 which is available at most local hardware and automotive stores.



Healthtec Pty Ltd
ABN 94 224 518 379
ARTG 132667

© January 2025



Supporting you

1300 362 923
www.healthtec.com.au

Page 7

CLEANING

CLEANING

Healthtec products are designed and manufactured to the highest standards using quality materials.

Healthtec Electric Parallel Bars have stainless steel finish hand rails and powder coated metal structural parts for superior durability and ease of cleaning. A simple and effective cleaning process can be achieved by following these instructions.

Cleaning Hand Rails

Use general purpose stainless steel cleaner spray to remove contaminants that may affect the hand rail surface finish.

Ensure all of the cleaner solution is removed using a dry clean cloth before patient use.

Note: Hospital grade disinfectant may be used to initially sanitise the hand rails, but followed up with stainless steel cleaner spray to prevent surface discolouration.

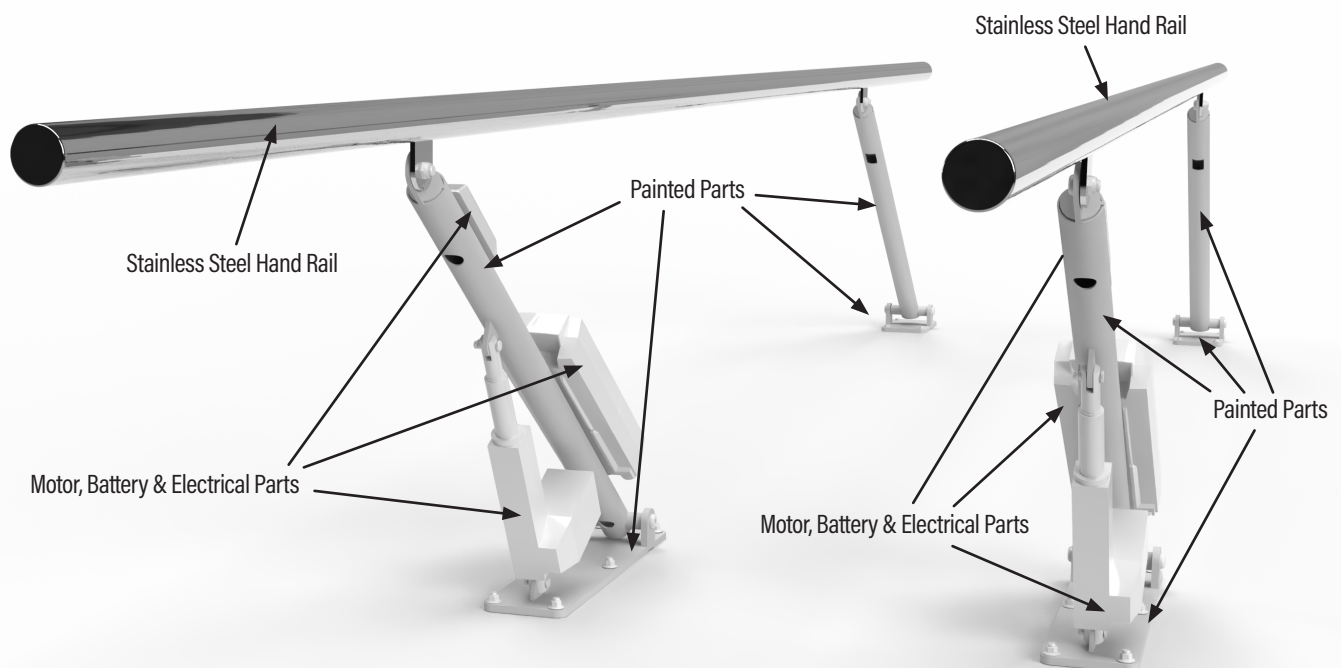
Cleaning Paintwork

Powder coat paint can be cleaned using hospital grade disinfectant to sanitise the surfaces.

Use a clean dry cloth to wipe off disinfectant from every exposed surface to prevent moisture absorption into the painted surfaces.

Cleaning Motor, Battery and Electrical Components

Hospital grade disinfectant can also be used sparingly on the motor, battery and electrical parts applied using a clean cloth. Do not spray any liquid directly on those part



TROUBLE SHOOTING GUIDE

PROBLEM

Electric actuator does not operate.

POSSIBLE SOLUTIONS:

1. Make sure that actuator is getting power.
Rotate the red button and check that it is in the up position.
2. Check battery is fully charged and connected properly.
3. Check that cables connecting the Control Box and the Actuator are firmly engaged.

If unit still does not function, call **1300 362 923** for service advice.



Healthtec Pty Ltd
ABN 94 224 518 379
ARTG 132667

© January 2025



Supporting you

1300 362 923
www.healthtec.com.au

THE HEALTHTEC WARRANTY – OVERVIEW

1. Healthtec Pty Ltd (Healthtec) warrants that the product is free of defects in material and manufacture when it leaves the factory and will address any defects in material or workmanship without charge as defined below.
2. Warranty is transferable to any subsequent owner of the product during the warranty period.
3. The warranty is valid for five (5) years for electrical functions of motors and foot switches and three (3) years for vinyl from the date of purchase.
4. The warranty is valid for the lifetime of the product for workmanship of structural manufacture.
5. The warranty is limited to the repair and/or replacement of defective parts and/or assemblies. The decision to repair and/or replace will be solely at the discretion of Healthtec. Repair works will be undertaken at Healthtec's service facility or that of a Healthtec approved agent on receipt of the product freighted from the customer.
6. This warranty is valid only for products displaying the Healthtec serial number on its label. Please register your product with Healthtec to help expedite any warranty claims.
7. Healthtec does not authorize any person or representative to create for it any other obligation or liability in connection with the sale of its products. Any representative or agreement not contained in this warranty shall be void and of no effect.

This warranty does not cover

8. The cost of freight to or from a Healthtec service facility or Healthtec-authorized agent.
9. The cost of labour and transport of Healthtec technicians or Healthtec authorised agents to or from a warranty repair away from a Healthtec service facility.
10. Any replacement parts or labour furnished by anyone other than Healthtec or a Healthtec authorised agent.
11. Any malfunction or failure in the product that is not caused by a defect in the material or workmanship or if the malfunction or failure is caused by unreasonable use, including the failure to provide reasonable and necessary maintenance.
12. The warranty does not extend to or bind or obligate Healthtec to pay any consequential damage or expenditure to business or property caused as a result of any defect in the product.

WARRANTY REGISTRATION

To register your warranty the company, visit our website at
<http://www.healthtec.com.au/warranty-registration>



WARRANTY – STRUCTURAL & PAINT

10 Year Structural Warranty

Includes:

- Healthtec manufactured steel frame parts in table and chair products
 - Base Frame and Castor Legs
 - X-Frame Power and Lift Arms
 - Sub Frame and Top Frame
 - Head Frame (where applicable)
 - Back Rest Frame (where applicable)
 - Foot Rests (where applicable)
- Healthtec parts in table and chair products
 - Lock Bars and Lock Tabs
 - Slide Blocks
 - Bronze Bushes
 - Handles

Excludes:

- Loads that exceed the specified static capacity for the specific product
- Non centralised loads – excessive weight on Back Rest, Leg Rest, Head Rest or similar parts
- Operational wear and impact damage
- Mechanical failure due to poor maintenance
- Service & maintenance performed by non-approved technicians

3 Year Paint Warranty

Includes:

- Paint adhesion to Healthtec manufactured steel parts

Excludes:

- Paint damage caused from cleaning solution overspray or run-off
- Operational wear and impact damage



Healthtec Pty Ltd
ABN 94 224 518 379
ARTG 132667

© January 2025



Supporting you

1300 362 923
www.healthtec.com.au

THE HEALTHTEC WARRANTY – PARTS

1 Year Parts Warranty

Includes:

- Castors
 - Mechanical failure due to Castor manufacturing issues
(Subject to third-party supplier warranty)
- Gas Struts
 - Mechanical failure due to Gas Strut manufacturing issues
(Subject to third-party supplier warranty)
- Third Party Supplier parts in table and chair products
 - Brackets & Hinges
(Subject to third-party supplier warranty)
 - Fasteners – Bolts, Screws, Circlips, Axel Caps, Tri-wheels (where applicable)
(Subject to third-party supplier warranty)
 - Bearings
(Subject to third-party supplier warranty)

Excludes:

- Castors
 - Overloading Table or Chair beyond the specified static load capacity
 - Excessive pressure on the lock mechanism
 - Forced movement while locked
 - Impact Damage
- Gas Struts
 - Exceeding Gas Strut load capacity
 - Impact damage
- Operational wear and impact damage
- Mechanical failure due to poor maintenance
- Service & maintenance performed by non-approved technicians



Healthtec Pty Ltd
ABN 94 224 518 379
ARTG 132667

© January 2025



Supporting you

1300 362 923
www.healthtec.com.au

THE HEALTHTEC WARRANTY – ELECTRICAL

5 Year Electrical Warranty

Includes:

- Actuators (Motors)
 - Mechanical failure due to manufacturing issues
(Subject to third-party supplier warranty)
- Control Boxes
 - Mechanical failure due to manufacturing issues
(Subject to third-party supplier warranty)
 - Programming failure
- Foot Switches
 - Mechanical failure due to manufacturing issues
(Subject to third-party supplier warranty)
- Hand Switches
 - Mechanical failure due to manufacturing issues
(Subject to third-party supplier warranty)
- Weighing Scale Load Cells for Bariatric products
 - Mechanical failure due to manufacturing issues
(Subject to third-party supplier warranty)

Excludes:

- Actuators (Motors)
 - Loads that exceed the specified lifting (dynamic) rating for the product
 - Usage outside of the specified duty cycles
 - Loads that exceed the specified static rating for the product
 - Operation outside of third-party manufacturers Usage Specifications
 - Electrical 'fusion' from power spikes or storms
- Control Boxes
 - Operation outside of third-party manufacturers Usage Specifications
 - Electrical 'fusion' from power spikes or storms
 - Cables and plug damage cause by negligence
- Foot Switches
 - Operation outside of third-party manufacturers Usage Specifications
 - Operational wear and impact damage
 - Cables and plug damage cause by negligence
- Hand Switches
 - Operation outside of third-party manufacturers Usage Specifications
 - Operational wear and impact damage
 - Cables and plug damage cause by negligence
- Weighing Scale Load Cells for Bariatric products
 - Loads that exceed the specified rating for the product



THE HEALTHTEC WARRANTY – ELECTRICAL

1 Year Electrical Warranty

Includes:

- Backup Batteries for Tables and Chairs
 - Operation outside of third-party manufacturers Usage Specifications
 - Operational wear and impact damage
 - Cables and plug damage cause by negligence
- Batteries for Parallel Bars
 - Operation outside of third-party manufacturers Usage Specifications
 - Operational wear and impact damage
 - Cables and plug damage cause by negligence
- Weighing Scale Load Cells for Vet Tables
 - Operation outside of third-party manufacturers Usage Specifications
 - Operational wear and impact damage
 - Cables and plug damage cause by negligence

Excludes:

- Backup Batteries for Tables and Chairs
 - Mechanical failure due to manufacturing issues
(Subject to third-party supplier warranty)
- Batteries for Parallel Bars
 - Mechanical failure due to manufacturing issues
(Subject to third-party supplier warranty)
- Weighing Scale Load Cells for Vet Tables
 - Mechanical failure due to manufacturing issues
(Subject to third-party supplier warranty)



THE HEALTHTEC WARRANTY – ELECTRICAL

3 Year Upholstery Warranty

Includes:

- Table and Chair Fabric
 - Fabric manufacturers defects
 - Fabric colour inconsistency
 - Upholstery application to backing boards
- Dunlop Foam
 - Foam compression performance
- Stitching (where applicable)
 - Thread hold performance

Excludes:

- Table and Chair Fabric
 - Intentional damage due to vandalism
 - Not properly maintained or regularly cleaned as per cleaning instructions
 - Altered using chemical surface or base treatments
 - Exposed to permanent inks or dyes
 - Post treated but not limited to flame or adhesive lamination using incompatible chemical adhesives, foams and methods
 - Cleaned using inappropriate cleaning agents and methods
 - Exposed to external contaminants or unsuitable cleaners
- Dunlop Foam



WARRANTY CLAIM PROCESS

To obtain service from Healthtec or an authorised agent under this warranty the owner must abide by the following process:

STEP 1 – REPORT

A written report of the problem encountered must be made by the customer within seven (7) days of first becoming aware of the problem; and sent to:

HEALTHTEC PTY LTD

78 Westgate Street, Wacol QLD 4076

Australia

or; emailed to service@healthtec.com.au

or; register a service request online at <http://www.healthtec.com.au/service-request>

On receipt of a warranty claim, a Healthtec representative will contact you to discuss the problem and make arrangements for the product to be returned if applicable.

STEP 2 – RETURN

The product must be returned to Healthtec for assessment and claim resolution and be transported securely so that no additional damage can occur.

The cost of transportation is the responsibility of the customer.

STEP 3 – RESOLUTION

Healthtec service technicians will assess the reported problem and determine if a repair and/or replacement is warranted and undertake the applicable course of action. The resolution of the warranty claim should occur within a period of thirty (30) days from receipt of the returned product.



Healthtec Pty Ltd
ABN 94 224 518 379
ARTG 132667

© January 2025



Supporting you

1300 362 923
www.healthtec.com.au