



**Focus on  
rehabilitation**



**MADE IN  
DENMARK**



WE DO NOT SELL  
BEDS – WE SELL  
INDEPENDENCE  
AND QUALITY  
OF LIFE

# • THE LIBERTY CARE BED IS SIMPLE AND SAFE TO OPERATE •

- Developed in collaboration with health care professionals and users
- Aims to improve quality of life, independence and maintain the user's dignity
- Aims to give ergonomic working postures and easy access to caregivers
- Technical features focus and support optimal user experience
- Easy to operate handset
- User needs in focus
- Mattress and pillow can be attached and secured
- Hand control plugs on both sides of bed for easy access
- Manufactured in light weight materials so it is easy to moved
- Materials are selected for their ability to be easily cleaned





The bed can be individually programmed. This includes personalizing the backrest angle and bed exiting height. There is an extra support function provided when getting out of the bed where the bed can raise and support the upward movement when exiting the bed. This is done by using the remote control.



- Liberty Care bed gives the best possibilities to maintain daily living activities and independence
- Liberty Care bed support active movement
- Liberty Care bed gives a feeling of achievement and well-being







The exclusive design of armrest gives the opportunity to control ALL functions of the bed. The control system is designed so all users without any problem can use it. Armrest can be tucked away, positioned alongside the mattress, during the night/day while not in use.



THE REMOTE  
CONTROL CAN  
BE INSTALLED  
AS AN EXTRA  
ACCESSORYT




The remote control is simple to use for care giver or the user.

Control unit are used for programming the height for bed exiting.

Under bed light can also be operated from the remote control for orientation.

Remote control can be used on both sides of the bed.







## BACKREST ADJUSTMENT

The back adjustment is a simple process achieved by turning one screw to give the user a personalized backrest angle for all future bed exiting heights”.



The mattress consists of a 80mm cold foam + 40mm memory foam.

Mattress cover is a breathable Dahlia Bielastic material.

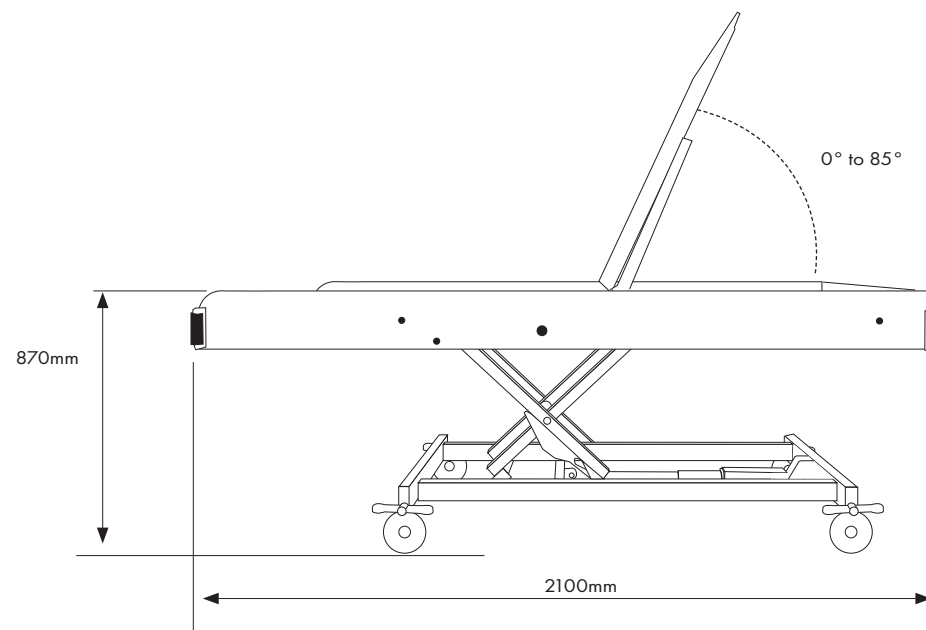
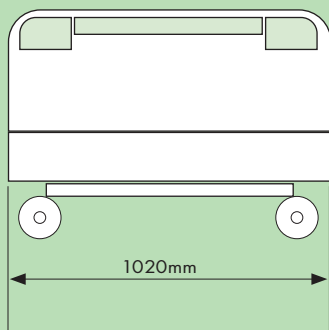
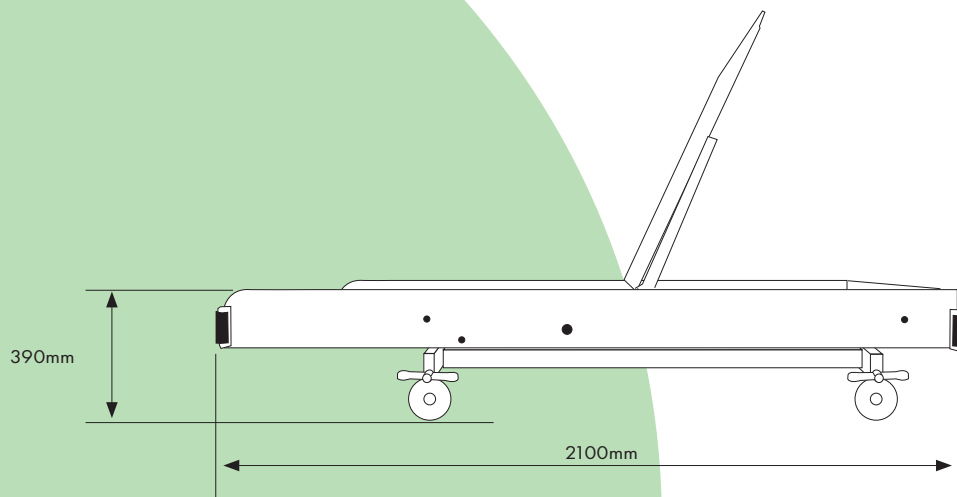
“Snap-fitting system secures the mattress in place whilst in use.



A close-up photograph of a person's foot being massaged by a caregiver's hands. The foot is resting on a rolled-up white towel. The caregiver's hands are positioned to massage the arch and heel of the foot. The background is dark and out of focus. A green circular graphic with white dots is overlaid on the right side of the image.

THE BEDS  
FUNCTIONS MAKES  
FOOT TREATMENT  
ACCESSIBLE  
AND EASY FOR  
CARE GIVERS  
AND USERS





#### • WEIGHT

Chassis modul: 62,0 kg  
 Seat and back: 33,0 kg  
 Undercarriage: 41,0 kg  
 Headboard: 7,4 kg  
 Mattress: 8,7 kg  
 Safety rail: 5,5 kg

#### • DIMENSIONS WITHOUT THE SAFETY RAIL AND MATTRESS

Length: 2100 mm  
 Width: 1020 mm  
 Minimum 39cm without mattress  
 Maximum 87cm without madttress

#### • REQUIREMENTS AND STANDARDS

Liberty Care is CE approved and meets the latest european standards and requirements according to directive 2006/42/ef and ISO EN 12100:2011.

Motors and control box in top quality are developed in cooperation with LINAK and according to standard IPX6W.

• SIMPLE OPERATION CREATES SECURITY FOR EVERYONE •