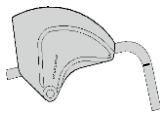


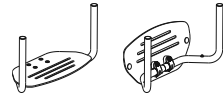
Date	Progeo (English)	
User	Company stamp	Rigid frame wheelchair
End user weight (kg)		
Language user manual	Responsible	

Carbon fibre frame	
Wheelchair measures	
Seat width (LS) <input type="checkbox"/> 33 <input type="checkbox"/> 36 <input type="checkbox"/> 39 <input type="checkbox"/> 42 <input type="checkbox"/> 45 <input type="checkbox"/> 48	The seat width is measured from the outer sides of the frame, while the distance between the two side guards is 1 cm wider.
Seat depth (PS) <input type="checkbox"/> 35 <input type="checkbox"/> 37,5 <input type="checkbox"/> 40 <input type="checkbox"/> 42,5 <input type="checkbox"/> 45 <input type="checkbox"/> 47,5 <input type="checkbox"/> 50	The real seat depth, from the front part of the seat cloth to the backrest tube will be 1,5 cm more than the declared one.
Footplate distance (DP)	(cm) ±0.5cm - adjustment steps 1.5cm (Real distance between seat and footplate) - IMPORTANT NOTICE! From the footplate to the floor minimum 4cm !! (Minimum Front height = DP + 4cm.)
Setting	<input checked="" type="checkbox"/> Standard <input type="checkbox"/> Prudential <input type="checkbox"/> Active <input type="checkbox"/> Extreme
Backrest Height (TS)	Std. Value 33,5(min 26-max 47) adjustment steps 1.5cm
camber	<input checked="" type="checkbox"/> 0° <input type="checkbox"/> 2° <input type="checkbox"/> 4°
Front height STD 49	Rear height STD 42
	24" Rear wheel (min 38-max 46) 25" Rear wheel (min 39-max 47) 26" Rear wheel (min 40-max 48)

	<input checked="" type="checkbox"/> Version mudguard (Available only with rear wheels 24") <input type="checkbox"/> Version straight sideguard
---	---

Seat	
<input checked="" type="checkbox"/> Seat cloth with pocket (under seat)	
<input type="checkbox"/> Seat with tension straps	08883
<input type="checkbox"/> Carbon rigid seat	08336
<input type="checkbox"/> Pocket (under seat) [25x11x4,5]	08281

STYLE	
<input checked="" type="checkbox"/> CARBON Essence	
<input type="checkbox"/> ALA ROSSA	07947
<input type="checkbox"/> ALA BIANCA	07948

Footplate <input checked="" type="checkbox"/> Carbon fibre footplate - adjustable distance +/- 1,5cm. SPECIAL FLIP-UP! Minimum footplate distance 35cm.		11530
--	---	-------

Backrest adjustment and fixing system	
<input checked="" type="checkbox"/> Backrest with double locking (upright and folded)	with rake adjustable from -4° to +16°
<input type="checkbox"/> Backrest with upright locking system ONLY (no locking when folded)	with rake adjustable from -4° to +16°
<input type="checkbox"/> Fixed back(non-folding back)	with rake adjustable from -4° to +16°

Date Order User Address


Backrest

☆ Adjustable velcro straps and padded transpiring upholstery

☆ Aluminium backrest

○ Titanium backrest **06811**

○ Carbon fibre backrest **04389**



○ **AIR** **Integrated posture backrest (NOT REMOVABLE)**
Carbon shell - Lateral retaining 7,5cm
Depth adjustment ±1cm. - Angle adjustment ±10°
not available for seat width 48

H 28 Backrest Height (TS) min 34 (.....)	H 34 Backrest Height (TS) min 38 (.....)	H 40 Backrest Height (TS) min 44 (.....)			
Lateral retaining wing A=high - R=regular					
A	R	A	R	A	R
<input type="checkbox"/>	<input type="checkbox"/>	<input type="checkbox"/>	<input type="checkbox"/>	<input type="checkbox"/>	<input type="checkbox"/>

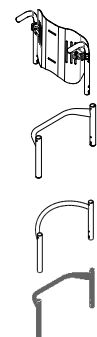
Installation on:

☆ Backrest tubes

Aluminium backrest

○ Titanium backrest **06811**

○ Carbon fibre backrest **04389**



Handle tube

☆ Tubes with standard handle


Tubes with short handle

SPORT tubes Without push handles

○ Carbon fibre tubes with short handle **(Lightest configuration)** **04390**

Not available with: Posture backrest PHYSIO - Posture backrest A I R

○ Folding handles **02958**



Casters

☆ 4" Soft

3" Sport **(Lightest configuration)**

5" Soft

○ 3" Active Soft (wide) **(Aluminium alloy rim)** **06824**

○ 4" Active Sport (narrow) **(Aluminium alloy rim)** **01398**

○ 4" Active Soft (wide) **(Aluminium alloy rim)** **03943**

○ 5" Active Soft (wide) **(Aluminium alloy rim)** **07518**

○ 5" Pneumatic **10844**

Rear wheels

Available with : VERSION MUDGUARD - VERSION STRAIGHT SIDEGUARD

☆ 24" Ultra-light Progeo - Standard!

○ 24" ULTRA-LIGHT PROGEO KEY SPORT **(Lightest configuration)** **04383**

○ 24" Ultra-light "Spinergy LX" **01685**

○ 24" Ultra-light "Spinergy LXL" Black hub and white spokes Hub and spokes black **07846**

○ 24" Ultra-light "Spinergy Flex rim" **Integrated aluminium/rubber handrim** **02270**

○ 24" Off-road (aluminium handrim black) **01392**

Available only with: VERSION STRAIGHT SIDEGUARD

22" Ultra-light Progeo - Standard!

25" Ultra-light Progeo - Standard! **(colour: black)**

26" Progeo - Standard! **(colour: black)**

○ 25" Ultra-light "Spinergy LX" **02101**






○ 25" Ultra-light "Spinergy LXL" Black hub and white spokes **07847**


○ 26" Ultra-light "Spinergy LX" **02102**

Date	Order	User	Address
------------	-------------	------------	---------------



Rear wheel tyre			
<input checked="" type="checkbox"/> High pressure tyre	(22"-24"-25"-26")	(Lightest configuration)	
<input type="checkbox"/> High pressure profile tyre	(24")		
<input type="checkbox"/> Marathon Plus	(24"-25")	with anti-puncture protection	01669
<input type="checkbox"/> Anti-puncture - Colour Grey	(22")		04181
<input type="checkbox"/> Anti-puncture - Colour Black	(24")		11083

Handrim	Wheel distance	☆ 3 cm	□ 4 cm	
☆ Aluminium (22"-24"-25"-26") (Lightest configuration)				
<input type="checkbox"/> Aluminium black SOFT-TOUCH	(24"-25")	(24" handrim, on 25" wheel is installed with spacers)		09170
<input type="checkbox"/> Chromed Steel	(24"-25")	(24" handrim, on 25" wheel is installed with spacers)		01684
<input type="checkbox"/> Titanium	(24"-25")	(24" handrim, on 25" wheel is installed with spacers)		00016
<input type="checkbox"/> Ultra Grepp	(24"-25")	(24" handrim, on 25" wheel is installed with spacers)		00017
<input type="checkbox"/> Max Grepp	(24"-25")	(24" handrim, on 25" wheel is installed with spacers)		00834
<input type="checkbox"/> Ergo Para	(24")			00632
<input type="checkbox"/> TOP FRICTION Oval countour with a rubber insert	(24"-25")	(24" handrim, on 25" wheel is installed with spacers)		11023
<input type="checkbox"/> NOVA H Ergonomic black profile	(24"-25")	(24" handrim, on 25" wheel is installed with spacers)		11025
<input type="checkbox"/> NOVA D Ergonomic profile with rubber coating (ideal for quadriplegics)	(24"-25")	(24" handrim, on 25" wheel is installed with spacers)		11026
<input type="checkbox"/> SURGE LT	(25")	Oval countour with a rubber insert		06427
<input type="checkbox"/> Quad	(24")			00693
<input type="checkbox"/> Silicon cover for standard aluminium handrim		Available for measures (22" - 24" - 26")		04050

Wheel locks		
<input checked="" type="checkbox"/> Bent lever push to lock		
<input type="checkbox"/> Straight lever push to lock		
<input type="checkbox"/> Straight lever pull to lock		
<input type="checkbox"/> Sport brake		 06428
<input type="checkbox"/> Brake with extension lever push to lock		
<input type="checkbox"/> Brake with extension lever pull to lock		 01949 03372

Armrests		
Tubular armrests	(Swing away, removable and height adjustable armrest)	 00694

Accessories		
<input type="checkbox"/> Pad for front frame protectors		07058
<input type="checkbox"/> Backrest-seat connection cloth		10241
<input type="checkbox"/> Removable storage bag (with quick coupling)		09811

Optional 1		
<input type="checkbox"/> Transit wheels		 03290
<input type="checkbox"/> Anti-tipper with rapid hookup	(inside rotation to reduce the encumbrance)	
	<input type="checkbox"/> Right	 06821
	<input type="checkbox"/> Left	06822

Optional 2		
<input type="checkbox"/> Safety pelvic belt		03972
<input type="checkbox"/> Harness		04103

Date	Order	User	Address
------------	-------------	------------	---------------

Optional 2			
<input type="checkbox"/> Lumbar support	(to insert in the backrest upholstery)		00013
<input type="checkbox"/> Tetraclip	(Quick release axle for quadriplegic)		03947

Additional Kit			
<input type="checkbox"/> 24" Off-road rear wheels	Off-Road tyre - aluminium handrim (black colour)		03378
<input type="checkbox"/> 24" FAT rear wheels	FAT tyre 3" - aluminium handrim (black colour)		09357

PHYSIO - Posture backrest
(Std. Backrest upholstery not provided)

Removable with quick release
 Suitable for tubes with diameter 18÷26mm
 Depth adjustment (4cm)
 Angle adjustment (±18°)

- AIR** Carbon shell
 not available for seat width 48

BACKREST HEIGHT	28	34	40			
Shell's shape	Lateral retaining wing A=high - R=regular					
	A	R	A	R	A	R
	<input type="checkbox"/>	<input type="checkbox"/>	<input type="checkbox"/>	<input type="checkbox"/>	<input type="checkbox"/>	<input type="checkbox"/>

- POSTURE** Aluminum shell

BACKREST HEIGHT	34	40	52		
Shell's shape	Lateral retaining wing B=regular				
	R	R	R		
	<input type="checkbox"/>	<input type="checkbox"/>	<input type="checkbox"/>		

Configuration DEEP with side support PAD (height adjustable)

- Aluminum lateral with padded, breathable upholstery.



Small (h 13cm)



Right
10272



Left
10272

Large (h 20cm)



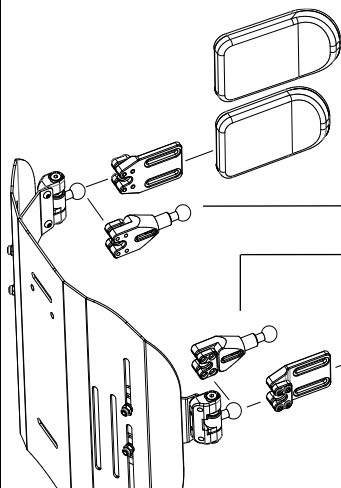
Right
10273



Left
10273

SWING AWAY - Lateral support

Fixing and adjustment hardware complete with protection sleeve
 Aluminum lateral with padded, breathable upholstery.



- Large (18x12)

05647

- Small (14x9)

05643

- Lateral support extension

Quantity (number pcs).....

10271

- Lateral support extension

Quantity (number pcs).....

- Small (14x9)

05642

- Large (18x12)

05646

Date	Order	User	Address
------------	-------------	------------	---------------

<p><input type="radio"/> Headrest adjustable - Double ball mounting system Available only with backrest Physio Not available for backrest Physio AIR carbon shell</p>		<input type="checkbox"/> Large (34x14) <input type="checkbox"/> Small (28x14)	05648
---	---	--	--------------

Wheelchair : Progeo CARBOMAX - Rev. 2023.2	Prices - VAT excluded to be added to the price list	<p style="text-align: center; margin: 0;">Send this page only if any optional have been chosen</p> <table style="width:100%; border-collapse: collapse;"> <tr> <td style="width:10%; text-align: center;">☆</td> <td style="width:60%;">standard</td> <td style="width:30%; text-align: right; font-size: small;">(supplied if no requests are indicated)</td> </tr> <tr> <td style="text-align: center;">□</td> <td>on request</td> <td style="text-align: right; font-size: small;">(without extra charge)</td> </tr> <tr> <td style="text-align: center;">○</td> <td>optional</td> <td style="text-align: right; font-size: small;">(cost to be added at the basic price)</td> </tr> </table>	☆	standard	(supplied if no requests are indicated)	□	on request	(without extra charge)	○	optional	(cost to be added at the basic price)
☆	standard	(supplied if no requests are indicated)									
□	on request	(without extra charge)									
○	optional	(cost to be added at the basic price)									

Date	Order	User	Address
------	-------	------	---------

12" wheel - Motor 250W (750W maximum power)
14" wheel - Motor 1000W (1500W maximum power)

- Color display with switcher
- Maximum speed limit settable from display
- 5 speed levels selectable
- 10 display-selectable acceleration levels
- Adaptive Cruise Control
- Disc and electronic brake control lever
- Motor brake (adjustable in 10 levels from the display)
- Electronic brake with control bottom (adjustable in 10 levels from the display)
- Power regain when braking
- Error messages management from display (with error history)
- Rear gear beeper
- 48V - 5.8 Ah battery Autonomy up to 25km
- 48V - 11.6 Ah Power plus battery Autonomy up to 50km
- Battery charger 48V
- Rear gear
- USB port
- Easle
- Mudguard
- Front spoiler with predisposition for FULL LED light

(Certified software)

Mototronik

10979



Handlebar

☆ STANDARD controls

☆ Thumb accelerator and Disc and electronic brake control lever (Right)

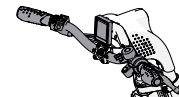
Grip throttle and Disc and electronic brake control lever

Right
 Left

10913
10914

QUADRIPLEGIC controls
Handlebar PUSH&PULL



10905



☆ **MOTOTRONIK 12" wheel**
Motor 250W (750W maximum power)
Maximum speed according to law

MOTOTRONIK 14" wheel
Motor 1000W (1500W maximum power)
Maximum speed according to law

10903



Battery

☆ 48V - 5.8 Ah battery *Autonomy up to 25 km*


48V - 11.6 Ah Power plus battery *Autonomy up to 50 km*

10904

Date Order User Address

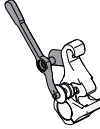
Accessories

- Handlebar extension
 Adjustable from 15cm up to 23cm



10907

- Motor unit facilitated unlock lever
 Recommended with handlebar for quadriplegic




10915

- Additional FLY 48V - 2.9 Ah battery
 Autonomy up to 15km
 Approved for air transport

10906

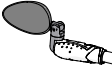
- FULL LED light (high intensity)
 Integrated in the spoiler



10908


- Rearview mirror

Right
 Left



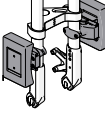
10909
10909

- Basket (removable) - (with KLICKfix® attachment system)



10912

- Removable front weight - (with KLICKfix® attachment system)
 (it increases the weight over the power wheel to improve traction)



10910

- Travel bag

10916

Note

Send this page only if any optional have been chosen	
☆	standard (supplied if no requests are indicated)
□	on request (without extra charge)
○	optional (cost to be added at the basic price)