

Date ..... Progeo (English) .....  
 User ..... Company stamp .....  
 End user weight (kg) .....  
 Language user manual ..... Responsible .....  
 Folding frame wheelchair

Wheelchair measures	
Seat width (LS)	<input type="checkbox"/> 33 <input type="checkbox"/> 36 <input type="checkbox"/> 39 <input type="checkbox"/> 42 <input type="checkbox"/> 45 <input type="checkbox"/> 48
Seat depth (PS)	<input type="checkbox"/> 35 <input type="checkbox"/> 37,5 <input type="checkbox"/> 40 <input type="checkbox"/> 42,5 <input type="checkbox"/> 45 <input type="checkbox"/> 47,5
Footplate distance (DP)	..... (cm) ±0.5cm - adjustment steps 1.5cm <b>(Real distance between seat and footplate) - IMPORTANT NOTICE! From the footplate to the floor minimum 4cm !! (Minimum Front height = DP + 4cm.)</b>
Setting	☆ Standard <input type="checkbox"/> Prudential <input type="checkbox"/> Active <input type="checkbox"/> Extreme
Backrest Height (TS)	Std.Value 36 .....(min 30-max 54) adjustment steps 1.5cm
Crossbrace (black)	☆ Single <input type="checkbox"/> Double (Not seat width 33-36)
Front height ..... (STD 49) - Rear height ..... (STD 44)	

Rear frame	
Aluminium frame	<input checked="" type="checkbox"/> Aluminium standard frame - Same colour of front frame  The real seat depth, from the front part of the seat cloth to the backrest tube will be 1 cm more than the declared one. camber ☆ 0° <input type="checkbox"/> 1,5° <input type="checkbox"/> 3°
	<input type="checkbox"/> Aluminium frame DYNAMIC 2.0 - (COLOUR: BLACK) <span style="float: right;">09955</span>  The real seat depth, from the front part of the seat cloth to the backrest tube will be 1,5 cm more than the declared one. With rake adjustable backrest (±9°) Exclude the installation of : Brake handles for companion (Drum Brake) camber ☆ 0° <input type="checkbox"/> 1,5° <input type="checkbox"/> 2° <input type="checkbox"/> 4°
Titanium frame TMAX	<input type="checkbox"/> Front frame + Titanium frame T MAX <span style="float: right;">06858</span>  The real seat depth, from the front part of the seat cloth to the backrest tube will be 1 cm more than the declared one. <u>Brushed Titanium frame - not varnished</u> <u>Weight reduction approx. 450gr</u> camber ☆ 0° <input type="checkbox"/> 1,5° <input type="checkbox"/> 3°

**Front frame**

Short frame - Ideal with Seat depth (PS) 35 - 37,5  
 Medium frame - Ideal with Seat depth (PS) 40 - 42,5  
 Long frame - Ideal with Seat depth (PS) 45 - 47,5

**Frame Angle**    ☆ 110°     100°

**Frame colour ( aluminium )**

☆ Opaque black  
 Bright silver     Bright anthracite     Bright blue     Bright blue china  
 Bright fuchsia     Bright orange     Bright lime     Pearl white     Bright red

**Backrest**

☆ Adjustable velcro straps and padded transpiring upholstery




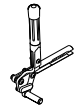
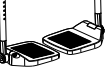
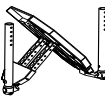
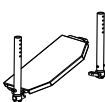
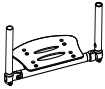

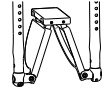









**Handle tube**

☆ Tubes with standard handle  
 Folding handles 02958

**Colour set: Rear wheels and forks - To be matched only with: Rear wheels Ultra-light Progeo - Standard!**


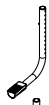

☆ Polished black	22" 24" 25" 26"	
<input type="checkbox"/> Bright silver	22" 24"	00833
<input type="checkbox"/> Bright anthracite	24"	00833
<input type="checkbox"/> Bright orange	22" 24"	00833
<input type="checkbox"/> Bright fuchsia	22" 24"	00833
<input type="checkbox"/> Bright blue	22" 24"	00833
<input type="checkbox"/> Bright red	22" 24"	00833
<input type="checkbox"/> Bright lime	22" 24"	00833
<input type="checkbox"/> Pearl white	22" 24"	00833




Date	Order	User	Address
<b>Casters</b>			
☆ 5" Soft			
<input type="checkbox"/> 4" Soft			
<input type="checkbox"/> 3" Sport			
<input type="checkbox"/> 6" Soft <span style="float:right;">(Available only with 110° angle)</span>			
<input type="checkbox"/> 6" Pneumatic <span style="float:right;">(Available only with 110° angle)</span>			
<input type="checkbox"/> 7" Soft <span style="float:right;">(Available only with 110° angle)</span>			
<input type="radio"/> 3" Active Soft (wide) <span style="float:right;">(Aluminium alloy rim) 06824</span>			
<input type="radio"/> 4" Active Sport (narrow) <span style="float:right;">(Aluminium alloy rim) 01398</span>			
<input type="radio"/> 4" Active Soft (wide) <span style="float:right;">(Aluminium alloy rim) 03943</span>			
<input type="radio"/> 5" Active Soft (wide) <span style="float:right;">(Aluminium alloy rim) 07518</span>			
<input type="radio"/> 5" Pneumatic <span style="float:right;">10844</span>			
<b>Rear wheels</b>			
☆ 24" Ultra-light Progeo - Standard!			
<input type="checkbox"/> 22" Ultra-light Progeo - Standard!			
<input type="checkbox"/> 25" Ultra-light Progeo - Standard! <span style="float:right;">(colour: black)</span>			
<input type="checkbox"/> 26" Progeo - Standard! <span style="float:right;">(colour: black)</span>			
<input type="radio"/> 24" ULTRA-LIGHT PROGEO KEY SPORT <span style="float:right;">Weight reduction approx. 450gr. 04383</span>			
<input type="radio"/> 24" Ultra-light "Spinergy LX" <span style="float:right;">01685</span>			
<input type="radio"/> 24" Ultra-light "Spinergy LXL" <span style="float:right;"><input type="checkbox"/> Black hub and white spokes <input type="checkbox"/> Hub and spokes black 07846</span>			
<input type="radio"/> 24" Ultra-light "Spinergy Flex rim" <span style="float:right;">Integrated aluminium/rubber handrim 02270</span>			
<input type="radio"/> 25" Ultra-light "Spinergy LX" <span style="float:right;">02101</span>			
<input type="radio"/> 25" Ultra-light "Spinergy LXL" <span style="float:right;"><input type="checkbox"/> Black hub and white spokes 07847</span>			
<input type="radio"/> 26" Ultra-light "Spinergy LX" <span style="float:right;">02102</span>			
<input type="radio"/> 24" Off-road (aluminium handrim black) <span style="float:right;">01392</span>			
<input type="radio"/> 22" with brake handles for companion (drum brake) (aluminium handrim) <span style="float:right;">03385</span>			
Available only with camber 0°			
Not available with Frame Dynamic 2.0°			
<input type="radio"/> 24" with brake handles for companion (drum brake) (aluminium handrim) <span style="float:right;">03384</span>			
Available only with camber 0°			
Not available with Frame Dynamic 2.0°			
<input type="radio"/> One arm drive - (24" rear wheels Aluminium handrim High pressure Tyre) - camber 0°			
<input type="radio"/> Right <input type="radio"/> Left <span style="float:right;">02103</span>			
<b>Rear wheel tyre</b>			
☆ High pressure tyre <span style="float:right;">(22"-24"-25"-26")</span>			
<input type="checkbox"/> High pressure profile tyre <span style="float:right;">(24")</span>			
<input type="radio"/> Marathon Plus <span style="float:right;">(24"-25") with anti-puncture protection 01669</span>			
<input type="radio"/> Anti-puncture - Colour Black <span style="float:right;">(24") 11083</span>			
<input type="radio"/> Anti-puncture - Colour Grey <span style="float:right;">(22") 04181</span>			
<b>Handrim</b> <span style="float:right;">Wheel distance ☆ 3 cm <input type="checkbox"/> 4 cm</span>			
☆ Aluminium <span style="float:right;">(22"-24"-25"-26")</span>			
<input type="radio"/> Aluminium black SOFT-TOUCH <span style="float:right;">(24"-25") (24" handrim, on 25" wheel is installed with spacers) 09170</span>			
<input type="radio"/> Chromed Steel <span style="float:right;">(24"-25") (24" handrim, on 25" wheel is installed with spacers) 01684</span>			
<input type="radio"/> Titanium <span style="float:right;">(24"-25") (24" handrim, on 25" wheel is installed with spacers) 00016</span>			
<input type="radio"/> Ultra Grepp <span style="float:right;">(24"-25") (24" handrim, on 25" wheel is installed with spacers) 00017</span>			
<input type="radio"/> Max Grepp <span style="float:right;">(24"-25") (24" handrim, on 25" wheel is installed with spacers) 00834</span>			
<input type="radio"/> Ergo Para <span style="float:right;">(24") 00632</span>			
<input type="radio"/> TOP FRICTION <span style="float:right;">(24"-25") (24" handrim, on 25" wheel is installed with spacers) 11023</span>			
Oval countour with a rubber insert			
<input type="radio"/> NOVA H <span style="float:right;">(24"-25") (24" handrim, on 25" wheel is installed with spacers) 11025</span>			
Ergonomic black profile			
<input type="radio"/> NOVA D <span style="float:right;">(24"-25") (24" handrim, on 25" wheel is installed with spacers) 11026</span>			
Ergonomic profile with rubber coating (ideal for quadriplegics)			
<input type="radio"/> SURGE LT <span style="float:right;">(25") Oval countour with a rubber insert 06427</span>			
<input type="radio"/> Quad <span style="float:right;">(24") 00693</span>			
<input type="radio"/> Silicon cover for standard aluminium handrim <span style="float:right;">Available for measures (22"- 24" - 26") 04050</span>			

Date	Order	User	Address
<b>Wheel locks</b>			
<input checked="" type="checkbox"/> Bent lever push to lock			
<input type="checkbox"/> Straight lever push to lock <input type="checkbox"/> Straight lever pull to lock			
<input type="checkbox"/> Sport brake		 <b>06428</b>	
<input type="checkbox"/> Brake with extension lever push to lock <input type="checkbox"/> Brake with extension lever pull to lock		 <b>01949</b> <b>03372</b>	
<b>Footplate - See reference tables N°3</b>			
<input checked="" type="checkbox"/> Plastic footrest, rake adjustable (Minimum footplate distance 33cm.)		<input checked="" type="checkbox"/> 2/3 Internal <input type="checkbox"/> 2/3 External	
<input type="checkbox"/> Automatic Closure footplate , rake and depth adjustable (Minimum footplate distance 30cm.)		<input type="checkbox"/> Internal <input checked="" type="checkbox"/> 2/3 Internal <input type="checkbox"/> External	
<input type="checkbox"/> Minimum footplate distance 25cm. Available only with Multi-function and rotative system - 03945 ,00		 <b>11525</b>	
<input type="checkbox"/> One piece footplate - Flip-up! rake and depth adjustable (Minimum footplate distance 30cm.)		<input type="checkbox"/> Internal <input checked="" type="checkbox"/> 2/3 Internal <input type="checkbox"/> External	
<input type="checkbox"/> Minimum footplate distance 25cm. Available only with Multi-function and rotative system - 03945 ,00		 <b>11526</b>	
<input type="checkbox"/> One piece aluminium footplate - Flip-up! rake and depth adjustable (Minimum footplate distance 30cm.)		<input type="checkbox"/> Internal <input checked="" type="checkbox"/> 2/3 Internal <input type="checkbox"/> 2/3 External <input type="checkbox"/> External	
<input type="checkbox"/> One piece Carbon fibre footplate rake adjustable, swing away, flip-up. (Minimum footplate distance 30cm.)		<input checked="" type="checkbox"/> Internal <input type="checkbox"/> External	
<input type="checkbox"/> Footplate COMPACT , automatic Closure, rake and depth adjustable Minimum footplate distance 35cm.		<input checked="" type="checkbox"/> Internal <input type="checkbox"/> External	
		 <b>11527</b>  <b>11528</b>  <b>03291</b>  <b>09957</b>	
<b>Mudguard</b>			
<b>Mudguard - FIXED</b>			
<input checked="" type="checkbox"/> ABS mudguard			
<input type="checkbox"/> ABS Straight sideguard		<input type="checkbox"/> Carbon fibre mudguard <input type="checkbox"/> Carbon fibre Straight sideguard	
		<b>03946</b> <b>08918</b>	
<b>Mudguard - REMOVABLE</b>			
<input type="checkbox"/> Removable ABS mudguard		<input type="checkbox"/> Removable ABS fibre straight sideguard	
<input type="checkbox"/> Removable ABS fibre straight sideguard		<input type="checkbox"/> Removable carbon fibre mudguard <input type="checkbox"/> Removable Carbon fibre straight sideguard	
		 <b>08921</b>  <b>08921</b>  <b>08919</b>  <b>08920</b>	
<b>Armrests</b>			
<input type="checkbox"/> Tubular armrests		(Swing away, removable and height adjustable armrest) <input type="checkbox"/> Standard Support (Not with frame Dynamic) <input type="checkbox"/> Steel support with safety locking system	
		 <b>04828</b> <b>00694</b>	
<b>Removable armrest with ABS mudguard</b>			
<input type="checkbox"/> Desk armrests PROGEO		(Removable and height adjustable) Not available with Frame Dynamic 2.0 + camber 4°	
		 <b>09956</b>	
<input type="checkbox"/> Removable armrest with ABS straight sideguard		<input type="checkbox"/> Removable armrest with carbon-fiber straight sideguard	
		 <b>08881</b>  <b>08882</b>	

Date	Order	User	Address
------	-------	------	---------

Accessories			
<input type="checkbox"/>	Pad for front frame protectors		07058
<input type="checkbox"/>	Backrest-seat connection cloth		10241
<input type="checkbox"/>	Removable storage bag (with quick coupling)		09811

Optional 1			
<input type="checkbox"/>	Transit wheels		00836
<input type="checkbox"/>	Anti-tipper with rapid hookup	(inside rotation to reduce the encumbrance) <input type="checkbox"/> Right <input type="checkbox"/> Left	 00023 00024
<input type="checkbox"/>	Tipping aid	<input type="checkbox"/> Right <input type="checkbox"/> Left	 00025 01046
<input type="checkbox"/>	Crutches support	<input type="checkbox"/> Right <input type="checkbox"/> Left	 00838 00837

Optional 2			
<input type="checkbox"/>	Tetraclip	(Quick release axle for quadriplegic)	03947
<input type="checkbox"/>	Rear wheels plate extension	(Not with frame Dynamic 2.0)	01950
<input type="checkbox"/>	Handybike adaptor	(Not with frame Dynamic 2.0)	 00506
<input type="checkbox"/>	Push handles for companion	(Removable and height adjustable)	01048
<input type="checkbox"/>	Harness		04103
<input type="checkbox"/>	Safety pelvic belt		03972
<input type="checkbox"/>	Tray table (removable)		00508
<input type="checkbox"/>	Lumbar support	(to insert in the backrest upholstery)	00013
<input type="checkbox"/>	Super Head rest	(Folding with the wheelchair)	 04049
<input type="checkbox"/>	Swing away lateral support	<input type="checkbox"/> Right <input type="checkbox"/> Left	 02097 02098
<input type="checkbox"/>	Spoke guards Black	(22"-24")	01043
<input type="checkbox"/>	Spoke guards Transparent	(22"-24")	00835
<input type="checkbox"/>	Spoke guards Progeo design	(22"-24")	00019
<input type="checkbox"/>	Spoke guards Dragon	(22"-24")	02106




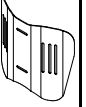
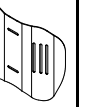


Additional Kit			
<input type="checkbox"/>	24" Off-road rear wheels	Off-Road tyre - aluminium handrim (black colour)	03378
<input type="checkbox"/>	24" FAT rear wheels	FAT tyre 3" - aluminium handrim (black colour)	09357

Date .....	Order .....	User .....	Address .....
------------	-------------	------------	---------------


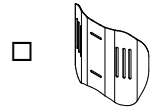
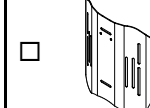
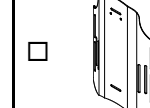
**PHYSIO - Posture backrest - Std. Backrest upholstery not provided**

Removable with quick release  
 Suitable for tubes with diameter 18=26mm  
 Depth adjustment (4cm)  
 Angle adjustment (±18°)

- AIR** Carbon shell  
 not available for seat width 48

BACKREST HEIGHT	28	34	40			
Shell's shape  	Lateral retaining wing A=high - R=regular					
	A	R	A	R	A	R
						
	<input type="checkbox"/>	<input type="checkbox"/>	<input type="checkbox"/>	<input type="checkbox"/>	<input type="checkbox"/>	<input type="checkbox"/>

- POSTURE** Aluminum shell

BACKREST HEIGHT	34	40	52			
Shell's shape  	Lateral retaining wing B=regular					
	R	R	R			
						
	<input type="checkbox"/>	<input type="checkbox"/>	<input type="checkbox"/>			

**Configuration DEEP with side support PAD (height adjustable)**

- Aluminum lateral with padded, breathable upholstery.



Small (h 13cm)



Right  
10272

Left  
10272

Large (h 20cm)

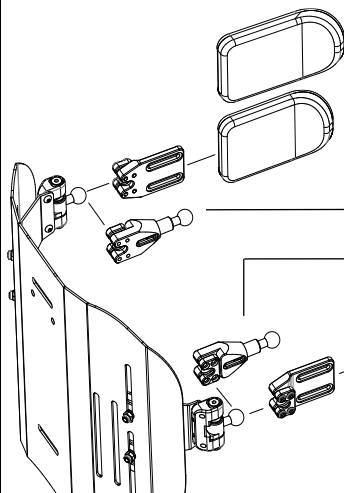


Right  
10273

Left  
10273

**SWING AWAY - Lateral support**

Fixing and adjustment hardware complete with protection sleeve  
 Aluminum lateral with padded, breathable upholstery.



Large (18x12)

05647

Small (14x9)

05643

Lateral support extension

Quantity (number pcs).....  
10271

Lateral support extension

Quantity (number pcs).....

Small (14x9)

05642

Large (18x12)

05646

- Headrest adjustable - Double ball mounting system  
 Available only with backrest Physio  
 Not available for backrest Physio AIR carbon shell

Large (34x14)  
 Small (28x14)



05648

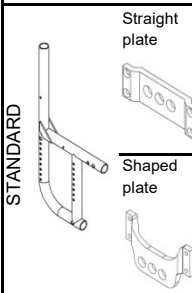
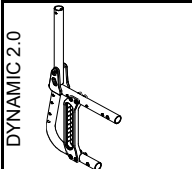
Date	Order	User	Address
------	-------	------	---------

## Note

Wheelchair : Progeo EXELLE - Rev. 2023.1	Prices - VAT excluded to be added to the price list	<p style="text-align: center; margin: 0;"><b>Send this page only if any optional have been chosen</b></p> <table style="width:100%; border-collapse: collapse;"> <tr> <td style="width:10%; text-align: center;">☆</td> <td style="width:70%;">standard</td> <td style="width:20%; font-size: small;">(supplied if no requests are indicated)</td> </tr> <tr> <td style="text-align: center;">□</td> <td>on request</td> <td>(without extra charge)</td> </tr> <tr> <td style="text-align: center;">○</td> <td>optional</td> <td>(cost to be added at the basic price)</td> </tr> </table>	☆	standard	(supplied if no requests are indicated)	□	on request	(without extra charge)	○	optional	(cost to be added at the basic price)
☆	standard	(supplied if no requests are indicated)									
□	on request	(without extra charge)									
○	optional	(cost to be added at the basic price)									

## REFERENCE TABLES

1	Front height	
With closed frame (95°) max 5" caster		
Casters	Front height	
	min.	max
3"	41	52
4"	42	53
5"	44	54
6"	48	55
7"	49	56
The size of the fork will be defined only by Progeo in accordance with wheelchair final configuration.		

2	Rear height				
Rear frame	Rear wheels				
	22"	24"	25"	26"	
STANDARD 	Straight plate	min. 37	min. 39	min. 40	min 41
	Shaped plate	max 45	max 47	max 48	max 49
DYNAMIC 2.0 	Straight plate	min. 36	min. 38	min. 39	min. 40
	Shaped plate	max 49	max 51	max 52	max 53
		min. 36	min. 38	min. 39	min. 40
		max 49	max 51	max 52	max 53

3	Footplate option	Footplate distance	
		Frame Angle 110°	Frame Angle 100°
	Plastic footrest	min. 33	min. 31
	Automatic Closure footplate	min. 30	min. 28
	Automatic Closure footplate , with multifunction rotative system	min. 25	min. 23
	One piece footplate - Flip-up!	min. 30	min. 28
	One piece footplate - Flip-up! , with multifunction rotative system	min. 25	min. 23
	One piece aluminium footplate - Flip-up!	min. 30	min. 28
	One piece Carbon fibre footplate	min. 30	min. 28
Calculated with the best configuration and with the footplates positioned on inside.			
<b>IMPORTANT NOTICE! From the footplate to the floor minimum 4cm !! (Minimum Front height = DP + 4cm.)</b>			

4	Rear wheels	
Model	Features	
22" Ultra-light Progeo - Standard!	(not available in anthracite color)	
24" Ultra-light Progeo - Standard!	(available for all coulors)	
24" ULTRA-LIGHT PROGEO KEY SPORT	(silver hub, black rim and 16 spokes)	
24" Ultra-light "Spinergy LX"	(silver hub, black rim and spokes)	
24" Ultra-light "Spinergy LXL"	(black hub and rim, 18 white spokes) - (black hub, rim and 18 spokes)	
24" Ultra-light "Spinergy Flex rim"	(silver hub, black rim and spokes) - (integrated aluminium/rubber handrim - encumbrance reduction up to 3cm. - all tyre)	
24" Off-road	(colour: black) - (aluminium handrim - tyre Off-road)	
25" Ultra-light "Spinergy LX"	(silver hub, black rim and spokes)	
25" Ultra-light "Spinergy LXL"	(black hub and rim, 18 white spokes)	
26" Progeo - Standard!	(colour: black)	
26" Ultra-light "Spinergy LX"	(silver hub, black rim and 18 spokes)	

Date	Order	User	Address
------	-------	------	---------

- 12" wheel - Motor 250W (750W maximum power)
  - 14" wheel - Motor 1000W (1500W maximum power)
  - Color display with switcher
  - Maximum speed limit settable from display
  - 5 speed levels selectable
  - 10 display-selectable acceleration levels
  - Adaptive Cruise Control
  - Disc and electronic brake control lever
  - Motor brake (adjustable in 10 levels from the display)
  - Electronic brake with control bottom (adjustable in 10 levels from the display)
  - Power regain when braking
  - Error messages management from display (with error history)
  - Rear gear beeper
  - 48V - 5.8 Ah battery Autonomy up to 25km
  - 48V - 11.6 Ah Power plus battery Autonomy up to 50km
  - Battery charger 48V
  - Rear gear
  - USB port
  - Easle
  - Mudguard
  - Front spoiler with predisposition for FULL LED light
- (Certified software)**



**Mototronik**


**10979**

**Handlebar**

☆ STANDARD controls

☆ Thumb accelerator and Disc and electronic brake control lever (Right)

Grip throttle and Disc and electronic brake control lever

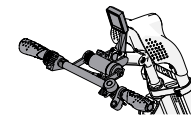


Right  
 Left

**10913**


**10914**

**QUADRIPLEGIC controls**  
Handlebar PUSH&PULL




**10905**

☆ **MOTOTRONIK 12" wheel**  
Motor 250W (750W maximum power)  
Maximum speed according to law



**MOTOTRONIK 14" wheel**  
Motor 1000W (1500W maximum power)  
Maximum speed according to law



**10903**

**Battery**

☆ 48V - 5.8 Ah battery *Autonomy up to 25 km*

48V - 11.6 Ah Power plus battery *Autonomy up to 50 km*


**10904**

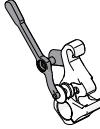


Date ..... Order ..... User ..... Address .....


### Accessories

- Handlebar extension  
 Adjustable from 15cm up to 23cm
 

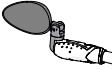

  
10907
  
- Motor unit facilitated unlock lever  
 Recommended with handlebar for quadriplegic
 



  
10915
  
- Additional FLY 48V - 2.9 Ah battery  
 Autonomy up to 15km  
 Approved for air transport
 

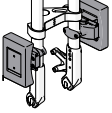
10906
  
- FULL LED light (high intensity)  
 Integrated in the spoiler
 


  
10908
  
- Rearview mirror
 

Right  
 Left


  
10909  
10909
  
- Basket (removable) - (with KLICKfix® attachment system)
 


  
10912
  
- Removable front weight - (with KLICKfix® attachment system)  
 (it increases the weight over the power wheel to improve traction)
 


  
10910
  
- Travel bag
 

10916

### Note

Send this page only if any optional have been chosen	
☆	standard (supplied if no requests are indicated)
□	on request (without extra charge)
○	optional (cost to be added at the basic price)