

Progeo (English)

Date
 User
 End user weight (kg)

Company stamp

Responsible

Folding tilting frame wheelchair

Information on end user

End user pathology :

Presence of dystonia or important spasms : YES NO End user weight (kg):.....Kg

Seat width (LS)

MODEL ADULT	MODEL JUNIOR
<input type="checkbox"/> 33 <input type="checkbox"/> 36 <input type="checkbox"/> 39 <input type="checkbox"/> 42 <input type="checkbox"/> 45 <input type="checkbox"/> 48 <input type="checkbox"/> kit to increase seat width (LS + 3cm) 09876 <input type="checkbox"/> Not mounted <input type="checkbox"/> Mounted	<input type="checkbox"/> 27 <input type="checkbox"/> 30 <input type="checkbox"/> 33 <input type="checkbox"/> 36 <input type="checkbox"/> 39 <input type="checkbox"/> kit to increase seat width (LS + 3cm) 11476 <input type="checkbox"/> Not mounted <input type="checkbox"/> Mounted

Seat depth (PS) - adjustable!

Short frame	Medium frame	Long frame	Backrest tube position
<input type="checkbox"/> 35 <input type="checkbox"/> 37,5 <input type="checkbox"/> 40 	<input type="checkbox"/> 40 <input type="checkbox"/> 42,5 <input type="checkbox"/> 45 	<input type="checkbox"/> 45 <input type="checkbox"/> 47,5 <input type="checkbox"/> 50 	

Footplate distance (DP) - (Real distance between seat and footplate)

IMPORTANT NOTICE! From the footplate to the floor minimum 4cm !! (Minimum Front height = DP + 4cm.)

Minimum footplate distance ~22cm

.....(cm) ±0.5cm - adjustment steps 1.5cm

Seat height (parallel to the ground)

	Rear wheels				Rear wheels				
	12"	16"	22"	24"	12"	16"	22"	24"	
CASTERS 6"	<input type="checkbox"/> 42 <input type="checkbox"/> 43,3 <input type="checkbox"/> 44,5 <input type="checkbox"/> 45,8 <input type="checkbox"/> 47	<input type="checkbox"/> 47 <input type="checkbox"/> 48,3	<input type="checkbox"/> 42 <input type="checkbox"/> 43,3 <input type="checkbox"/> 44,5 <input type="checkbox"/> 45,8	<input type="checkbox"/> 43,3 <input type="checkbox"/> 44,5 <input type="checkbox"/> 45,8 <input type="checkbox"/> 47 <input type="checkbox"/> 48,3	CASTERS 7"	<input type="checkbox"/> 44,5 <input type="checkbox"/> 45,8 <input type="checkbox"/> 47	<input type="checkbox"/> 47 <input type="checkbox"/> 48,3	<input type="checkbox"/> 44,5 <input type="checkbox"/> 45,8 <input type="checkbox"/> 47 <input type="checkbox"/> 48,3	<input type="checkbox"/> 44,5 <input type="checkbox"/> 45,8 <input type="checkbox"/> 47 <input type="checkbox"/> 48,3

Front frame

☆ Straight frame (not available for seat width 27)

□ Frame with abduction 6cm not available for seat width 42 - 45 - 48 Maximum footplate distance 42

○ Elevating front frame, swing away and removable not available for seat width 27 - 30 - 33 Minimum footplate distance 25cm.

Front frame, swing away, and removable

☆ 110° □ 120° □ 95° (Exclude the installation of casters 7")

Front frame, swing away, and removable

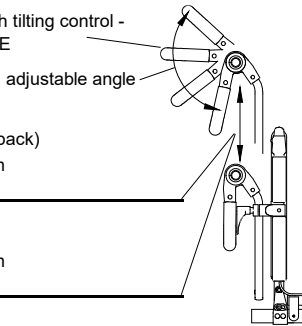
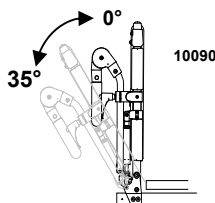
☆ 95° (Not available casters 7")

Include calf supports and plastic footrest with heel band 09730

Date Order User Address

Frame colour (without extra charge)
 Opaque black Opaque orange AVIO blue - NEW! Pearl white

Frame colour on request
 Bright red Bright fuchsia Bright lime Bright blue china **09729**

<p>One piece Push handle for companion</p> <p>One piece Push handle with tilting control - REMOVABLE</p>  <p>adjustable angle</p> <p>With fixed back(non-folding back) adjustable distance 30+70cm (to the seat)</p> <p>With folding back backrest adjustable distance 20+60cm (to the seat)</p>	<p>Backrest</p> <p>☆ Fixed back(non-folding back) adjustable angle from -4° to +12°</p> <hr/> <p><input type="radio"/> Folding back backrest adjustable angle from -4° to +12° 09728</p> <hr/> <p><input type="radio"/> Reclining backrest (Non-folding back) dynamic reclining with gas spring</p>  <p>10090</p> <div style="border: 1px solid black; padding: 5px; width: fit-content;"> <p>The real seat depth, from the front part of the seat cloth to the backrest tube will be 1,5 cm more than the declared one.</p> </div>
--	--

Backrest upholstery

☆ WITH NO backrest upholstery, NOR tension adjustment straps

Backrest Height (TS) (std 42cm)

WITH backrest upholstery and tension adjustment straps. Complete with backrest-seat connection cloth. **04693**

With fixed back(non-folding back)->minimum height 39cm

Backrest Height (TS) (std 42cm)

Casters

☆ 6" Soft
 6" Pneumatic
 7" Soft

Not available with: Front frame 95°

Rear wheels

☆ 12" transit rear wheels - Anti-puncture

12" transit rear wheels - Pneumatic
 16" transit rear wheels - Pneumatic
 24" Ultra-light Progeo - Standard! **04696**
 22" Ultra-light Progeo - Standard! **04696**
 24" Ultra-light "Spinergy LX" **04691**
 24" Ultra-light "Spinergy LXL" Black hub and white spokes Hub and spokes black **07848**
 24" Ultra-light "Spinergy Flex rim" **Integrated aluminium/rubber handrim** **02270**
 24" Off-road (aluminium handrim black) **04690**
 12" with brake handles for companion (drum brake) Anti-puncture Pneumatic **04105**
 16" with brake handles for companion (drum brake) - Pneumatic **04107**
 22" with brake handles for companion (drum brake) (aluminium handrim) **03385**
 24" with brake handles for companion (drum brake) (aluminium handrim) **03384**

Colour rear wheels - To be matched only with:Rear wheels Ultra-light Progeo - Standard!

☆ Polished black	22-24"	
<input type="radio"/> Bright silver	22-24"	04692
<input type="radio"/> Bright anthracite	24"	04692
<input type="radio"/> Bright orange	22-24"	04692
<input type="radio"/> Bright fuchsia	22-24"	04692
<input type="radio"/> Bright blue	22-24"	04692
<input type="radio"/> Bright red	22-24"	04692
<input type="radio"/> Bright lime	22-24"	04692
<input type="radio"/> Pearl white	22-24"	04692

Handrim	Wheel distance ☆ 3 cm	<input type="checkbox"/> 4 cm	
☆ Aluminium	(22-24")		
<input type="radio"/> Aluminium black SOFT-TOUCH	(24")		09170
<input type="radio"/> Chromed Steel	(24")		01684
<input type="radio"/> Titanium	(24")		00016
<input type="radio"/> Ultra Grepp	(24")		00017
<input type="radio"/> Max Grepp	(24")		00834
<input type="radio"/> Ergo Para	(24")		00632
<input type="radio"/> TOP FRICTION	(24"-25")	(24" handrim, on 25" wheel is installed with spacers)	11023
Oval countour with a rubber insert			
<input type="radio"/> NOVA H	(24"-25")	(24" handrim, on 25" wheel is installed with spacers)	11025
Ergonomic black profile			
<input type="radio"/> NOVA D	(24"-25")	(24" handrim, on 25" wheel is installed with spacers)	11026
Ergonomic profile with rubber coating (ideal for quadriplegics)			
<input type="radio"/> SURGE LT	(25")	Oval countour with a rubber insert	06427
<input type="radio"/> Quad	(24")		00693
<input type="radio"/> Silicon cover for standard aluminium handrim		Available for measures (22"-24")	04050

Date Order User Address

Rear wheel tyre

☆ High pressure tyre (22-24")


High pressure profile tyre (24")


Marathon Plus (24") **with anti-puncture protection** **01669**


Anti-puncture - Colour Grey (22") **04181**

Anti-puncture - Colour Black (24") **11083**

Wheel locks

☆ Bent lever push to lock 


Straight lever push to lock 

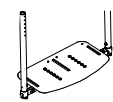
Straight lever pull to lock 

Brake with extension lever push to lock **01949**

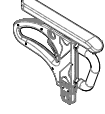
Brake with extension lever pull to lock **03372**


Footplate (Not available with Elevating front frame, swing away and removable)

☆ Plastic footrest, rake adjustable  **11525**
 Minimum footplate distance ~22cm
 Not available with: Front frame with levating footrest, swing away and removable

One piece aluminium footplate - Flip-up! rake and depth adjustable  **09727**
 Not available for seat width 27-30 with straight front frame
 Minimum footplate distance ~21cm
 Not available with: Front frame with levating footrest, swing away and removable
 Internal ☆ 2/3 Internal 2/3 External External

Removable armrest with ABS mudguard

☆ Desk armrests PROGEO (Removable and height adjustable) 

Removable armrest with ABS straight sideguard (Removable and height adjustable) 

Real distance between seat and armrest pads (cm) 21 23 25 ☆ 27 29

SAFETY


4 points tie-down system rings  **08654**
 The use of a headrest during transport is mandatory
 (installation must be carried out by the manufacturer)


Accessories


Pad for front frame protectors **07058**

Removable storage bag (with quick coupling) **09811**

Optional 1

☆ Anti-tipper with rapid hookup (inside rotation to reduce the encumbrance)
 INCLUDED ON THE BASIC PRICE 

Super Head rest (Folding with the wheelchair)  **11477**

Transit wheels  **00836**

Tipping aid Right **00025**
 Left **01046**

Crutches support Right **00838**
 Left **00837**

Optional 2

Harness **04103**

Safety pelvic belt **03972**

Tray table (removable) **00508**

Lumbar support (to insert in the backrest upholstery) **00013**

Spoke guards Black (22-24") **01043**

Spoke guards Transparent (22-24") **00835**

Spoke guards Progeo design (22-24") **00019**

Spoke guards Dragon (22-24") **02106**

Date Order User Address


PHYSIO - Std. Backrest upholstery not provided

Removable with quick release
Suitable for tubes with diameter 18+26mm
Depth adjustment (4cm)
Angle adjustment ($\pm 18^\circ$)

Posture backrest KID JUNIOR VERSION


- KID** Aluminum shell

WARNING: with this backrest the seat depth is reduced by 5 cm approx.


BACKREST HEIGHT	29	34	40
Shell's shape 	Lateral retaining wing B=regular		
	R	R	R
	<input type="checkbox"/>	<input type="checkbox"/>	<input type="checkbox"/>

Posture backrest ADULT VERSION

- AIR** Carbon shell
not available for seat width 27 - 30

BACKREST HEIGHT	28	34	40			
Shell's shape 	Lateral retaining wing A=high - R=regular					
	A	R	A	R	A	R
	<input type="checkbox"/>	<input type="checkbox"/>	<input type="checkbox"/>	<input type="checkbox"/>	<input type="checkbox"/>	<input type="checkbox"/>

- POSTURE** Aluminum shell
not available for seat width 27 - 30

BACKREST HEIGHT	34	40	52
Shell's shape 	Lateral retaining wing B=regular		
	R	R	R
	<input type="checkbox"/>	<input type="checkbox"/>	<input type="checkbox"/>

Configuration DEEP with side support PAD (height adjustable)

- Aluminum lateral with padded, breathable upholstery.



Small (h 13cm)



Right
10272

Left
10272

Large (h 20cm)



Right
10273

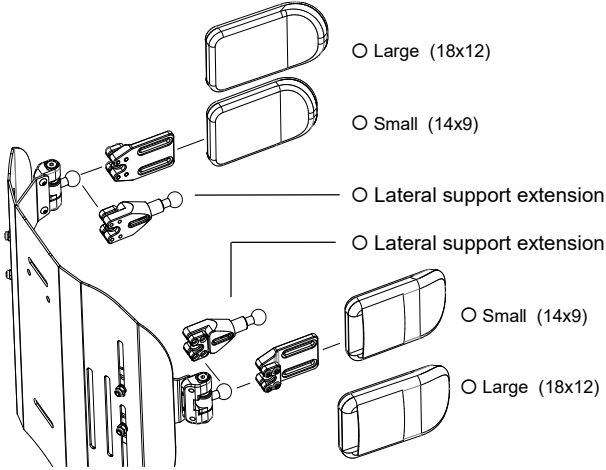
Left
10273

Date Order User Address

Accessories

KID AIR POSTURE

SWING AWAY - Lateral support
 Not available for backrest Physio AIR carbon shell
 Fixing and adjustment hardware complete with protection sleeve
 Alluminum lateral with padded, breathable upholstery.



Large (18x12)

05647

Small (14x9)

05643

Lateral support extension

Quantity (number pcs).....

10271

Lateral support extension

Quantity (number pcs).....

Small (14x9)

05642

Large (18x12)

05646

Headrest adjustable - Double ball mounting system
 Not available for backrest Physio AIR carbon shell

Large (34x14)

05648

Small (28x14)



Empty space for additional notes or specifications.

Empty space for additional notes or specifications.