

Date

User name

Responsible

English
Company stamp

Folding tilting frame wheelchair

Information on end user

End user pathology :

Presence of dystonia or important spasms : ☐ YES ☐ NO

End user weight:.....Kg

Wheelchair measures Model Adult

Seat width (LS) ☐33 ☐36 ☐39 ☐42 ☐45 ☐48

Seat depth (PS) ☐37,5 ☐40 ☒42,5 ☐45 ☐47,5 ☐50

The seat depth is the distance between the backrest tube and the front end of the seat cloth (the seat cloth is shorter)

Footplate distance (DP) **Footplate distance < 28 cm. see reference tables N°1**

(Real distance between seat and footplate)

IMPORTANT NOTICE! From the footplate to the floor minimum 4cm.!! (Minimum Front height = DP + 4cm.)

camber ☆ 0°

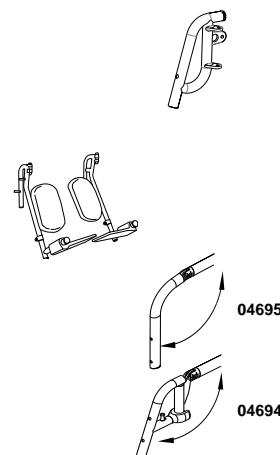
Front frame

☆ Front frame, swing away, and removable - Frame Angle 105°

☐ Front frame with levating footrest, swing away and removable - equipped with its own double footplate
Excludes the choice of other footplates
(not available for seat width 33) - (Minimum footplate distance 30cm.)

☐ Fixed front frame with adjustable angle ☐ 85° ☐ 90° ☒ 95° ☐ 100°

☐ Front frame adjustable angle - with footrests removable and Swing away
☐ 95° ☐ 100° ☒ 105° ☐ 110°



Wheelchair measures Model Junior

Seat width (LS) ☐27 ☐30 ☐33 ☐36 ☐39

Seat depth (PS) ☐30 ☐32,5 ☒35 ☐37,5 ☐40

The seat depth is the distance between the backrest tube and the front end of the seat cloth (the seat cloth is shorter)

Footplate distance (DP) **Footplate distance < 28 cm. see reference tables N°1**

(Real distance between seat and footplate)

IMPORTANT NOTICE! From the footplate to the floor minimum 4cm.!! (Minimum Front height = DP + 4cm.)

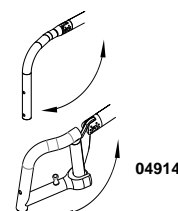
camber ☆ 0°

Front frame Junior - adjustable angle

☆ Fixed front frame with adjustable angle

☐ 85° ☒ 90°

☐ Front frame adjustable angle - with footrests removable and Swing away
☐ 90° ☐ 95° ☒ 100° ☐ 105°



Seat height (parallel to the ground) (STD 43)

Seat height (parallel to the ground) available with casters

	Rear wheels			
	12"	16"	22"	24"
CASTERS 6"	min. 40	min. 43	min. 40	min. 40
	max. 48	max. 48	max. 45	max. 47

	Rear wheels			
	12"	16"	22"	24"
CASTERS 7"	min. 43,5	min. 43	40÷43,5	min. 40
	max. 48	max. 48	46,5÷51	max. 47

Frame colour (Colour of crossbar, seat profiles and adjustment system, polished black ! !)

- | | | |
|---|--|--|
| <input type="checkbox"/> Polished black | <input type="checkbox"/> Bright blue china | <input type="checkbox"/> Bright anthracite |
| <input type="checkbox"/> Bright silver | <input type="checkbox"/> Bright fuchsia | <input type="checkbox"/> Pearl white |
| <input type="checkbox"/> Bright orange | <input type="checkbox"/> Bright red | <input type="checkbox"/> Bright lime |

English
Date Order User name Address

Backrest upholstery

- ☆ WITH NO backrest upholstery, NOR tension adjustment straps
○ WITH backrest upholstery and tension adjustment straps

04693

Backrest Height (TS)

Backrest Height (TS) (std 42cm)
Backrest rake adjustable (±12)

One piece Push handle with tilting control

- ☆ Position std - Backrest Height (TS) + 15cm.
○ Free positioning (independent from the backrest height - quick setting)
It allows the positioning of the height of the one push handle according to the helper

06867

Casters

- ☆ 6" Soft
□ 6" Pneumatic
□ 7" Soft

Rear wheels

- ☆ 12" transit rear wheels - Anti-puncture
□ 12" transit rear wheels - Pneumatic
□ 16" transit rear wheels - Pneumatic
○ 24" Ultra-light Progeo - Standard!
○ 22" Ultra-light Progeo - Standard!
○ 24" Ultra-light "Spinergy LX"
○ 24" Ultra-light "Spinergy LXL" Black hub and white blade spokes Hub and blade spokes black
○ 24" Ultra-light "Spinergy Flex rim"
○ 24" Off-road (aluminium handrim black)
○ 12" with brake handles for companion (drum brake)
○ 16" with brake handles for companion (drum brake)
○ 22" with brake handles for companion (drum brake) (aluminium handrim black)
○ 24" with brake handles for companion (drum brake) (aluminium handrim black)

04696
04696
04691
07848
04689
04690
04105
04107
03385
03384

Colour set: Rear wheels - To be matched only with: Rear wheels Ultra-light Progeo - Standard!

- ☆ Polished black 22-24"
○ Bright silver 22-24"
○ Bright anthracite 24"
○ Bright orange 22-24"
○ Bright fuchsia 22-24"
○ Bright blue 22-24"
○ Bright red 22-24"
○ Bright lime 22-24"
○ Pearl white 24"

04692
04692
04692
04692
04692
04692
04692
04692
04692

Handrim - Wheel distance

☆ 3 cm □ 4 cm

- ☆ Aluminium (22-24")
○ Aluminium black SOFT-TOUCH (24")
○ Chromed Steel (24")
○ Titanium (24")
○ Ultra Grepp (24")
○ Max Grepp (24")
○ Ergo Para (24")
○ SURGE LT (24")
○ Quad (24")
○ Silicon cover for standard aluminium handrim Available for measures (22"-24")

09170
01684
00016
00017
00834
00632
06427
00693
04050

Rear wheel tyre - See chart N°3

- ☆ High pressure tyre (22-24")
□ High pressure profile tyre (24")
○ Marathon Plus (24") with anti-puncture protection
○ Solid tyre Kik Mako - Colour Black
○ Solid tyre Kik Mako - Colour Grey

01669
01041
01751

Wheel locks

- ☆ Standard brake Push to lock
○ Brake with extension lever push to lock
○ Brake with extension lever pull to lock



01949

03372

Date Order English User name Address

Footplate - See reference tables N°1

☆ Plastic footrest, rake adjustable

Minimum footplate distance see reference tables N°1

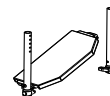


☐ One piece footplate - Flip-up! rake and depth adjustable

Minimum footplate distance see reference tables N°1

☐ Internal ☆2/3 Internal ☐ External

○ (Minimum footplate distance 20cm.) Available only with NEW!!Multi-function and rotative system - 03945 ,00



☐ One piece aluminium footplate - Flip-up! rake and depth adjustable

Minimum footplate distance see reference tables N°1

☐ Internal ☆2/3 Internal ☐ 2/3 External ☐ External



○ One piece Carbon fibre footplate rake adjustable, swing away, flip-up.

Minimum footplate distance see reference tables N°1

☐ Internal ☐ External



03291

Armrests

☆ Desk armrests

INCLUDED ON THE BASIC PRICE

(Removable and height adjustable)

Kind of pad to be mounted on chosen armrest

☆ Pad STANDARD

○ Ergonomic pad (30x6 cm.)



04104

Optional 1

☆ Anti-tipper with rapid hookup

INCLUDED ON THE BASIC PRICE

(inside rotation to reduce the encumbrance)

☐ Transit wheels



00836

☐ Tipping aid

☐ Right

☐ Left



00025

01046

☐ Crutches support

☐ Right

☐ Left



00838

00837

Optional 2

☐ Harness

04103

☐ Safety pelvic belt

03972

☐ Detachable table

00508

☐ Lumbar support

(to insert in the backrest upholstery)

00013

☐ Super Head rest

not available for seat width 27-30-33

(Folding with the wheelchair)



04049

☐ Swing away lateral support

Not available with Posture backrest PHYSIO

Only with backrest upholstery

☐ Right

☐ Left



02097

02098

☐ Spoke guards Black

(22-24")

01043

☐ Spoke guards Transparent

(22-24")

00835

☐ Spoke guards Progeo design

(22-24")

00019

☐ Spoke guards Dragon

(22-24")

02106

Date Order English User name Address

PHYSIO - Posture backrest KID Junior version - Std. Backrest upholstery not provided

WARNING: with this backrest the seat depth is reduced by 5 cm approx.

☐ Aluminum shell

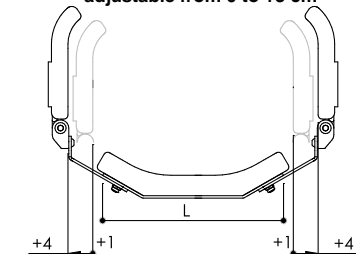
Height ☐ 29 ☐ 40



07469

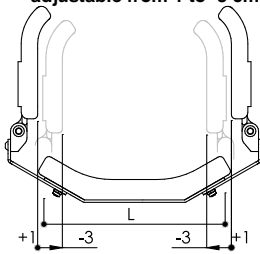
☐ SWING AWAY - Lateral support

External thoracic support to the backrest width, adjustable from 0 to +3 cm



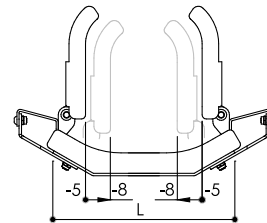
Large (17,5x11,5)
☐ Left **07474** ☐ Right **07473**
Small (14x9,5)
☐ Left **07472** ☐ Right **07471**

Internal thoracic support to the backrest width, adjustable from 1 to -3 cm



Large (17,5x11,5)
☐ Left **07474** ☐ Right **07473**
Small (14x9,5)
☐ Left **07472** ☐ Right **07471**

Internal thoracic support to the backrest width, adjustable from -5 to -8 cm



Large (17,5x11,5)
☐ Left **07474** ☐ Right **07473**
Small (14x9,5)
☐ Left **07472** ☐ Right **07471**

PHYSIO - Posture backrest Adult version - Std. Backrest upholstery not provided

not available for seat width 27

☐ Aluminum shell - Lateral retaining STANDARD 7,5cm

Height ☐ 25 ☐ 33 ☐ 41
Height ☐ 52

05308

05309



Lateral retaining wing ☐ A=high ☐ B=low

☐ Aluminum shell - Lateral retaining DEEP 15cm

Height ☐ 25 ☐ 33 ☐ 41

05310

H25 not available for seat width 39-42-45-48



Height ☐ 52

05311

Lateral retaining wing ☐ A=high ☐ B=low

☐ Carbon shell - Lateral retaining STANDARD 7,5cm

Height ☐ 25 ☐ 33 ☐ 41

05312



Lateral retaining wing ☐ A=high ☐ B=low

COVER

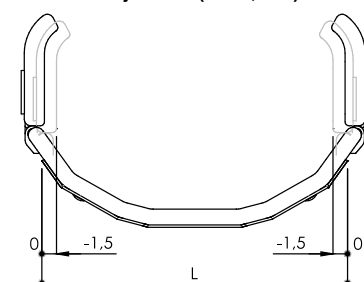
☆ Cover with fabric-cover of backrest's rear side and high refraction fabric hems



☐ SWING AWAY - Lateral support

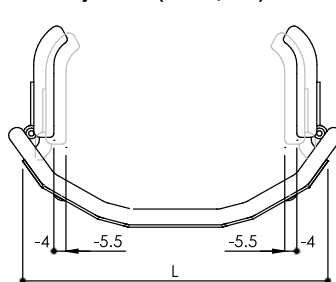
Not available with Physio backrest with lateral retaining DEEP and in carbon backrest

Internal thoracic support to the backrest width, adjustable (0 ÷ -1,5cm)



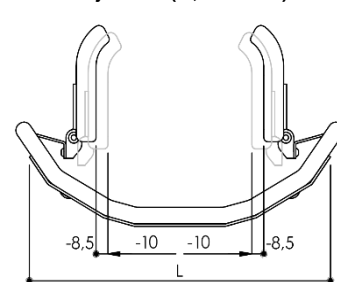
Large (17,5x11,5)
☐ Left **05646** ☐ Right **05647**
Small (14x9,5)
☐ Left **05642** ☐ Right **05643**
☐ Additional Kit for internal thoracic support to the backrest width, adjustable (-8,5 ÷ -10cm)

Internal thoracic support to the backrest width, adjustable (-4 ÷ -5,5cm)



Large (17,5x11,5)
☐ Left **05646** ☐ Right **05647**
Small (14x9,5)
☐ Left **05642** ☐ Right **05643**

Internal thoracic support to the backrest width, adjustable (-8,5 ÷ -10cm)



Large (17,5x11,5)
☐ Left **05646** ☐ Right **05647**
Small (14x9,5)
☐ Left **05642** ☐ Right **05643**
(with additional kit)

Date Order English User name Address

☐ Headrest adjustable - Double ball mounting system

☐ Large (34x14)



05648

Not available for Physio backrest's height 25 and with carbon shell

☐ Small (28x14)

Note

Italia Certified company normative UNI EN ISO 9001

Important notice! is page only if any optional have been chosen

Pag. 5 / 5

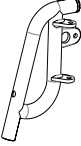
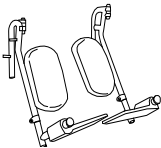
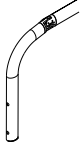
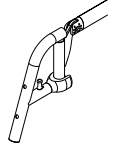
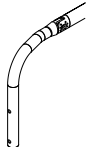
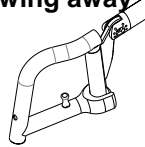
Wheelchair : TEKNA TILT - Rev. 2018.3

Prices in EURO - VAT excluded
to be added to the price list

☒ standard (supplied if no requests are indicated)
☐ on request (without extra charge)
☐ optional (cost to be added at the basic price)

Enclosure to wheelchair order form Tekna Tilt

REFERENCE TABLES

1	FOOTPLATE OPTION	
ADULT	Front frame, swing away, and removable  <ul style="list-style-type: none"> Plastic footrest One piece footplate - Flip-up! One piece footplate - Flip-up! , with multifunction rotative system One piece aluminium footplate - Flip-up! One piece Carbon fibre footplate 	Frame Angle 105° (to the seat) min.24 min.22 min.17 min.22 min.22
	Front frame with levating footrest, swing away and removable  <ul style="list-style-type: none"> Elevating footrest (Plastic footrest) 	Frame Angle from 100° to 165° (to the seat) min.34
	Front frame with fixed footrests, adjustable angle  <ul style="list-style-type: none"> Plastic footrest One piece footplate - Flip-up! One piece footplate - Flip-up! , with multifunction rotative system One piece aluminium footplate - Flip-up! One piece Carbon fibre footplate 	Frame Angle 85°-90°-95°-100° (to the seat) min.26 min.24 min.19 min.24 min.24
	Front frame with removable footrests, adjustable angle  <ul style="list-style-type: none"> Plastic footrest One piece footplate - Flip-up! One piece footplate - Flip-up! , with multifunction rotative system One piece aluminium footplate - Flip-up! One piece Carbon fibre footplate 	Frame Angle 95°-100°-105°-110° (to the seat) min.28 min.25 min.20 min.25 min.25
	Fixed front frame with adjustable angle  <ul style="list-style-type: none"> Plastic footrest One piece footplate - Flip-up! One piece footplate - Flip-up! , with multifunction rotative system One piece aluminium footplate - Flip-up! One piece Carbon fibre footplate 	Frame Angle 85°-90° (to the seat) min.24 min.22 min.17 min.22 min.22
JUNIOR	Front frame adjustable angle - with footrests removable and Swing away  <ul style="list-style-type: none"> Plastic footrest One piece footplate - Flip-up! One piece footplate - Flip-up! , with multifunction rotative system One piece aluminium footplate - Flip-up! One piece Carbon fibre footplate 	Frame Angle 90°-95°-100°-105° (to the seat) min.28 min.25 min.20 min.25 min.25
	Calculated with the best configuration and with the footplates positioned on inside. IMPORTANT NOTICE! From the footplate to the floor minimum 4cm.!! (Minimum Front height = DP + 4cm.)	